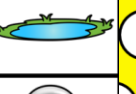




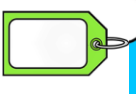

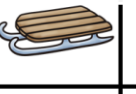







































Let's	Let's	Let's	Let's	Let's	Let's	Let's	Let's SPELL
							
							
							
							
							

Step 1:




Students choose a mat.

Let	Let's	Let						et's SPELL
								
								
								
								
								

Step 2:

Using the pictures, students find the letters they need and then build the words.

Let's SP

	c	r	a
	a		
r		b	
	c		
			
			

Matl
SPELL

	h	a	t
			
	h		t
10			
		a	

Step 3:

Students record the words on a Let's Spell slip.

Name: _____

Let's **SPELL**

Mat: _____

Step 4:

Students check their answers using the self-checker.

