

Let's SP

Let's SP

Let's SPE

Let's SP

Let's SP

Let's SPELL

	PREVIEW	





	PREVIEW	

Step 1:

Students choose a mat.

Let's SPEL

Let's

Let's SPEL

Let's SPELL

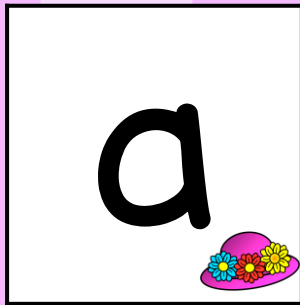

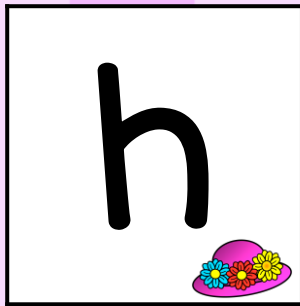
	PREVIEW	


	PREVIEW	


	PREVIEW	

## Step 2:

Using the pictures, students find the letters they need and then build the words.



Mat 1

# Let's SPELL

	h	a	t
			
			
			
			

## Step 3:

Students record the words on a Let's Spell slip.

Name: \_\_\_\_\_

Let's **SPELL**

Mat: \_\_\_\_\_

\_\_\_\_\_

\_\_\_\_\_






\_\_\_\_\_

\_\_\_\_\_

\_\_\_\_\_

## Step 4:

Students check their answers using the self-checker.

Mat 1	
	hat
	jet
	sun
	ten
	log