

Mat 3

Let's SPELL

				
				
	PREVIEW			
				
				

Mat 2

Let's SPELL

				
				
	PREVIEW			
				
				

Mat 1

Let's SPELL

				
				
	PREVIEW			
				
				

Mat 8

Let's SPELL

				
				
	PREVIEW			
				
				

Mat

Let's SPELL

				
				
	PREVIEW			
				
				

Mat 6

Step 1:  
Students choose  
a mat.

Mat 5

				
				
	PREVIEW			
				
				





Mat 4

Let's SPELL

				
				
	PREVIEW			
				
				

## Step 2:

Using the pictures, students find the letters they need and build the words.



Mat 1

# Let's SPELL

## Step 3:

Students record the words on a Let's Spell slip.

Name: \_\_\_\_\_

Let's **SPELL**

Mat: \_\_\_\_\_

\_\_\_\_\_

\_\_\_\_\_

\_\_\_\_\_

\_\_\_\_\_

\_\_\_\_\_

## Step 4:

Students check their answers using the self-checker.

Mat 1	
	crab
	spot
	frog
	nest
	sand