


# The Activities



Secret Words




Spin & Connect Mats



# Secret Words

Using erasable marker or magnetic letters, students form the secret word by sounding out the beginning sound of each picture. Once they discover the secret word, they clip the matching picture. There are 50 cards included.




# Spin & Connect

The student spins the spinner, finds a picture that begins with that sound and covers it with a counter. The aim of the game is to cover 4 pictures in row, column or diagonal. This game can be played individually or in pairs. There are 4 different mats and spinners included.



# Say and Cover

Students say the picture name and decide whether it begins with the sound shown. If it does, the student covers the picture with a small object such as an eraser or counter. A mat is included for each letter of the alphabet.



# Phonics Search

Students choose an letter card and search for a picture on the mat that begins with that sound. They cover the picture with counters/small objects or circle it using erasable marker. This game can be played individually or in pairs. There are 4 different mats included.

