

# The SETTING

The setting is WHERE and WHEN the story happens.



# Main CHARACTERS

Main characters are very important to a story. They appear throughout most of the text.



# The PROBLEM

The problem is something that goes WRONG in the story.



# The SOLUTION

The solution is how the problem in the story is solved.



# CHARACTERS

Characters are the people, animals or creatures in a story.



# The PLOT

The plot is the sequence of events in a story.



# FICTION

- A fiction book is NOT real.
- It must be read in order.
- It has a setting, characters, events, problem and solution.
- It is written to entertain us.

# FICTION



# NON-FICTION

- A non-fiction book is about REAL things. It tells us facts about something.
- It can be read in any order.
- It usually has a table of contents, photographs, index, glossary, diagrams and labels.
- It is written to give us information.

# NON-FICTION



# BOOK PARTS

**Title** → The name of the book

**Author** → The person who wrote the book

**Illustrator** → The person who drew the pictures in the book

**Written by Tom Hock**  
**Illustrated by Max Burt**

# POINT of VIEW

Point of View is about WHO is telling the story.

**1st Person**  
A character tells the story.

**3rd Person**  
A narrator tells the story. The narrator is not part of the story.

# MAIN IDEA

The main idea is what the text is mostly about. Details are the sentences that describe the main idea.

In a fiction text the main idea is what the story is mostly about.

In a non-fiction text the main idea is what the author is trying to teach you.



# CAUSE & EFFECT

The **CAUSE** is the REASON why something happened.

The **EFFECT** is WHAT happened because of the cause.

It was cold today so I wore a worm scarf.



# FACT or OPINION

A **FACT** is something that can be proven true.

*My birthday is on May 17th.*

An **OPINION** is what someone believes or feels.

*I think blue is the best color.*

# Determining IMPORTANCE

Determining importance is deciding what information is important in a text. Sometimes parts of the text are interesting but they are not needed to understand the meaning of the text.

The important details help you to understand the text.



# Determining IMPORTANCE

It is important that...

I need to remember...

I am learning...

The author wrote the text because...

It is NOT important...

The important thing about...

# PREDICTING

Predicting is making a guess about what may happen in a story. You use the pictures and text to help you make predictions.

**Before Reading**

Look at the title and pictures.

**During Reading**

Stop reading and predict what you think will happen next.

**After Reading**

Check to see if your predictions are correct.

# PREDICTING

I predict that...

Maybe...

I think that...

Perhaps...

I'm guessing that...

It could be...

# INFERRING

Inferring is figuring something out that the author did not completely explain. You use the text and pictures as clues to make inferences. You also use your background knowledge to help you.

Find clues in the text



Use your background knowledge



# INFERRING

I can infer...

My guess is...

I predict...

This could mean...

Maybe...

I think...

# SYNTHESIZING

Synthesizing is putting together what you know (your schema) with ideas from the text. This helps you to make new ideas.

Synthesizing makes your ideas grow and change!



# SYNTHESIZING

My new thinking is...

At first I was thinking...

This gives me an idea...

I learnt that...

Now I understand...

I used to think...

# SUMMARIZING

Summarizing is retelling the important parts of the text in your own words. It is shorter than the text and includes the main ideas only.

To summarize you need to find the main ideas!



# SUMMARIZING

**SOMEBODY**

Who is the main character?

**BUT**

What was the problem?

**SO**

What was the resolution?

**WANTED**

What did the main character want?

**THEN**

What did the character do to solve the problem?

# QUESTIONING

Questioning is asking questions before, during and after reading. There are 2 types of questions - THIN questions and THICK questions.

Thin questions have easy answers



Thick questions have harder answers

## THIN Questions

- Who...
- What...
- When...
- Where...
- How many...

## THICK Questions

- I wonder...
- Why did...
- What if...
- How did...
- What would happen...

# VISUALIZING

I can see...

I can imagine...

I can picture...

I can feel...

I can hear...

I can taste...

# VISUALIZING

Visualizing is creating a picture in your mind while you are reading.

## What can you...

See Touch Hear Taste Smell



# RETELLING

## 1. Setting

Where did the story happen?

## 2. Characters

Who was in the story?

## 3. Beginning

What happened in the beginning?

## 4. Middle

What happened in the middle? What was the problem?

## 5. End

What happened in the end? How did the problem get fixed?



# AUTHOR'S PURPOSE

An author's purpose is the reason why the author created the text. The author's purpose may be to persuade, inform or entertain the reader.



Persuade



Inform



Entertain

# PERSUADE

When an author's purpose is to PERSUADE, they are trying to convince the reader to feel a certain way.



Purple is the best color ever!




# INFORM

When an author's purpose is to INFORM, they are trying to teach the reader about something.




HOW TO MAKE A SANDWICH



# ENTERTAIN

When an author's purpose is to ENTERTAIN, they are trying to hold the attention of the reader through enjoyment.



# Making CONNECTIONS

You make connections when you CONNECT what you know to what you read.

Text-to-Self

Text-to-Text

Text-to-World


I felt the same way as the character when...

This book reminds me of another book I read.

I saw something like this on the news.

# TEXT to SELF

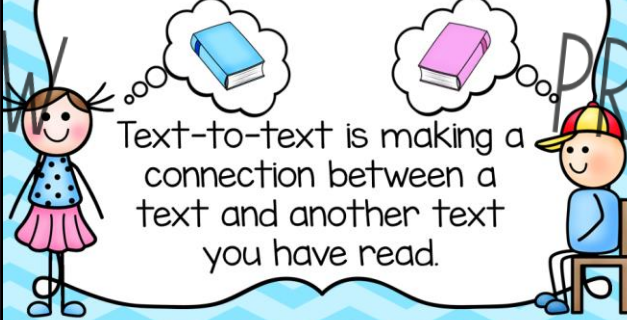
Text-to-self is making a connection between a text and your own life.



# TEXT to SELF

- The story reminds me of...
- I felt the same way as...
- The same thing happened to me...
- I remember when...

# TEXT to TEXT



Text-to-text is making a connection between a text and another text you have read.


# TEXT to TEXT

- This story reminds me of another story...
- The character in this story is like the character in...
- The setting in this story is like the setting in...
- This part made me think about...

# TEXT to WORLD

- This part happened in real life...
- This part is like something I saw on the news...
- This part can't happen in real life because...

# TEXT to WORLD



Text-to-world is making a connection between a text and events in the real world.

PREVIEW

PREVIEW