



Learning Overview



























	Week One	Week Two	Week Three
Day 1	<ul style="list-style-type: none">• Beginning Sounds• CVC Word Match• Numbers to 10• Picture Addition	<ul style="list-style-type: none">• Word Frames• Reading Comprehension• Counting On• Numbers to 20	<ul style="list-style-type: none">• Sentence Repair• Real or Nonsense• Skip Counting by 10• Missing Addends
Day 2	<ul style="list-style-type: none">• Alphabet Tracing• Color by Sight Word• Counting to 10• Subtraction to 5	<ul style="list-style-type: none">• Secret Sight Words• Read and Match• Before and After• Count and Graph	<ul style="list-style-type: none">• My Favorite Animal Writing• Alphabet Order• Base Ten Blocks• True or False Subtraction
Day 3	<ul style="list-style-type: none">• Reading Comprehension• Syllable Sorting• Real Life 2D Shapes• Greater Number	<ul style="list-style-type: none">• Lower and Uppercase Match• Ending Sounds• Making Ten• Addition Word Problems	<ul style="list-style-type: none">• Reading Comprehension• Find a Word• Number Words• Counting to 100
Day 4	<ul style="list-style-type: none">• Missing Middle Sounds• Sentence Scramble• Butterfly Addition• Ordering Numbers	<ul style="list-style-type: none">• Opinion Writing• Short Vowel Fun• Real Life 3D Objects• Ten Frame Addition	<ul style="list-style-type: none">• Short or Long Vowels• What's the Digraph?• Tens and Ones• 2D or 3D Shapes
Day 5	<ul style="list-style-type: none">• Responding to Reading• Rhyming Words• Jellybean Subtraction• Missing Numbers	<ul style="list-style-type: none">• Reading Comprehension• Long Vowel Fun• Patterns• Number Bonds	<ul style="list-style-type: none">• Missing Sight Words• Reading Comprehension• Subtraction Word Problems• Tally Mark Match

Kindergarten Helper Sheet

Numbers to 20

1	2	3	4	5	6	7	8	9	10
11	12	13	14	15	16	17	18	19	20

The Alphabet

Aa	Bb	Cc	Dd	Ee	Ff	Gg	Hh	Ii
								
Jj	Kk	Ll	Mm	Nn	Oo	Pp	Qq	Rr
								
Ss	Tt	Uu	Vv	Ww	Xx	Yy	Zz	
								

Sight Words

all	am	are	at	ate	be	black	brown	but	came	did
do	eat	four	get	good	have	he	into	like	must	new
no	now	on	our	out	please	pretty	ran	ride	saw	say
she	so	soon	that	there	they	this	too	under	want	was
well	went	what	white	who	will	with	yes			

Worksheet	Extension Ideas
Real Life 3D Objects	Have the student go on a 'SHAPE HUNT' where they search the house for objects that resemble the 3D shapes shown.
Ten Frame Addition	Work with the student to 'flip' the sums into subtraction questions. For example, 2+3=5 becomes 5-2=3.
Reading Comprehension	Have the student find all the rhyming words in the passage.
Long Vowel Fun	Ask the student to spell out the picture names on a separate page.
Patterns	Have the student create their own patterns by drawing shapes.
Number Bonds	Ask the student to write an equation for each number bond. For example, the first number bond is 3+2=5.
Sentence Repair	Ask the student to write some sentences that end with question marks.
Real or Nonsense	Brainstorm other nonsense words with the student.
Skip Counting by 10	Have the student verbally skip count by 5's and 2's.
Missing Addends	Provide the student with harder questions on a separate page. For example, 16 + _ = 20.
My Favorite Animal Writing	Have the student provide 3 reasons for their answer.
Alphabet Order	Have the student draw a picture of an object that begins with each letter of the alphabet.
Base Ten Blocks	Provide the student with additional numbers and have them draw base ten blocks to match the numbers.
True or False Subtraction	Ask the student to write an extra 10 true and false subtraction questions.
Reading Comprehension	Have the student find all the rhyming words in the passage.
Find a Word	Provide the student with the following CVC words (cat, hug, zip, jog, wed, mat, not, get) and have them create their own find a word.
Number Words	Call out the number names and ask the student to spell them without looking.
Counting to 100	Ask the student questions such as "What number comes before 52?" or "What number is 2 less than 26?"

Includes extension options

Worksheet	Extension Ideas
Responding to Reading	Rather than drawing pictures, have the student write their responses.
Rhyming Words	Ask the student whether they can think of any additional words that rhyme with the rhyming pairs.
Jellybean Subtraction	Provide the student with harder questions on a separate page. For example, 15-3 or 40-10.
Missing Numbers	Write the number 1 at the start of each number. For example, 8 becomes 18.
Word Frames	Ask the student to sort the words into alphabetical order.
Reading Comprehension	Have the student find all the rhyming words in the passage.
Counting On	Write the number 1 at the start of each number. For example, 8 becomes 18.
Numbers to 20	Have the student write/count to the highest number they know.
Secret Sight Words	On a separate page, have the student create their own secret words by drawing pictures.
Read and Match	Cut out the sentences into individual words. Ask the student to try and create some other sentences using the words.
Before and After	Write the number 1 at the start of each number. For example, 8 becomes 18.
Count and Graph	Ask the student questions about the graph. For example, "Which dessert is there most/least of?" or "Which dessert do you think is the best?" or "How many more cookies are there than cupcakes?"
Lower and Uppercase Match	Ask the student to think of a word that begins with each letter.
Ending Sounds	Brainstorm what other words end with the same sound.
Making Ten	Work with the student to 'flip' the sums into subtraction questions. For example, 4+6=10 becomes 10-4=6.
Addition Word Problems	Write the number 1 at the start of each number. For example, 2 becomes 12.
Opinion Writing	Have the student provide 3 reasons for their answer.
Short Vowel Fun	Ask the student to spell out the picture names on a separate page.

Worksheet	Extension Ideas
Beginning Sounds	Brainstorm other objects that have the same beginning sound.
CVC Word Match	On a separate page, call out the words and have the student spell them without looking.
Numbers to 10	Have the student write numbers to 20, 50 or 100.
Picture Addition	Give the students extra addition sums to complete such as 5+3.
Alphabet Tracing	Write down a lowercase letter of the alphabet and have the student see if they can identify the uppercase version of the letter.
Color by Sight Word	Have the student look through a magazine or book and see how many times they can find the sight words.
Counting to 10	Provide the students with a number (eg 15) and have the student count out objects to match the number. Alternatively, they can draw circles to match the number.
Subtraction to 5	Give the student extra subtraction questions to complete such as 5-3 or 6-2.
Reading Comprehension	Have the student find all the rhyming words in the passage.
Syllable Sorting	Choose items from the room and have the student clap out how many syllables there are.
Real Life 2D Shapes	Have the student go on a 'SHAPE HUNT' where they search the house/room for objects that have the same shape as the 2D shapes shown.
Greater Number	On a separate page, write two challenging numbers and have the student circle the greater one. Repeat this several times.
Missing Middle Sounds	Have the student find rhyming words for each word.
Sentence Scramble	Challenge the student to add additional words to the sentences to see if he/she can make them longer. For example, 'The fluffy dog can run quickly.'
Butterfly Addition	Provide the student with harder sums on a separate page. For example, 8+4 or 12+6.
Ordering Numbers	On a separate page, provide the student with 5 challenging numbers and have them order them from smallest to greatest.

Name: _____

HOME LEARNING BOOKLET

Name: _____

Color By Sight Word

green like yellow have blue are
 orange they gray was pink want

Name: _____

Butterfly Addition

Draw some spots on the butterfly's wings to help you answer the addition questions.

$2 + 2 = \square$	$2 + 1 = \square$	$3 + 2 = \square$
$4 + 3 = \square$	$7 + 2 = \square$	$5 + 3 = \square$

Name: _____

Secret Sight Words

Write the beginning sound of each picture to reveal the secret sight word.

<input type="text"/>	<input type="text"/>	<input type="text"/>	<input type="text"/>	<input type="text"/>	<input type="text"/>
<input type="text"/>	<input type="text"/>	<input type="text"/>	<input type="text"/>	<input type="text"/>	<input type="text"/>
<input type="text"/>	<input type="text"/>	<input type="text"/>	<input type="text"/>	<input type="text"/>	<input type="text"/>
<input type="text"/>	<input type="text"/>	<input type="text"/>	<input type="text"/>	<input type="text"/>	<input type="text"/>

Name: _____

Ending Sounds

Say the picture name and then write the sound that you can hear at the end.

	<input type="text"/>		<input type="text"/>		<input type="text"/>
	<input type="text"/>		<input type="text"/>		<input type="text"/>
	<input type="text"/>		<input type="text"/>		<input type="text"/>
	<input type="text"/>		<input type="text"/>		<input type="text"/>
	<input type="text"/>		<input type="text"/>		<input type="text"/>

Name: _____

Count and Graph

Count and graph the different types of desserts.

<input type="text"/>	<input type="text"/>	<input type="text"/>	<input type="text"/>	<input type="text"/>
----------------------	----------------------	----------------------	----------------------	----------------------

Name: _____

Read and Match

Paste the picture next to its matching sentence.

My dog likes to dig.	<input type="text"/>
Dad has a red hat.	<input type="text"/>
Look at that little rat.	<input type="text"/>
My cat is on the mat.	<input type="text"/>

Name: _____

Numbers to 20

Order the numbers to 20.

1	2	4
5	7	
10	11	

9
14
20
3
8
15

Name: _____

Reading Comprehension

Read the passage 3 times and then color the correct answer.

The boy dug in the mud. It was fun but it was hot in the sun. He saw a bug in the mud. The bug ran to the hut.

- The boy dug in the _____.
 mud sun van
- It was ____ but it was hot in the sun.
 hot sad fun

Name: _____

2D or 3D Shapes

Color the shapes using the key below.

BLUE 2D YELLOW 3D

Name: _____

Find a Word

Find all the words in the word search.

s	r	c	i	p
u	s	p	e	n
n	q	t	g	o
b	e	d	j	a
u	h	e	p	f
s	i	t	i	n
m	v	k	g	b
z	d	c	r	m

bed can
 pig pen
 mug sit

Name: _____

True or False Subtraction

Color the true facts green and the false facts red.

$6 - 2 = 4$	$4 - 2 = 1$	$2 - 1 = 1$
$8 - 7 = 6$	$5 - 3 = 2$	$7 - 4 = 3$
$8 - 3 = 5$	$9 - 2 = 6$	$6 - 4 = 5$
$7 - 6 = 2$	$5 - 2 = 4$	$4 - 1 = 3$

Name: _____

Patterns

Draw the shape that comes next.

<input type="text"/>	<input type="text"/>	<input type="text"/>	<input type="text"/>	<input type="text"/>
<input type="text"/>	<input type="text"/>	<input type="text"/>	<input type="text"/>	<input type="text"/>
<input type="text"/>	<input type="text"/>	<input type="text"/>	<input type="text"/>	<input type="text"/>
<input type="text"/>	<input type="text"/>	<input type="text"/>	<input type="text"/>	<input type="text"/>
<input type="text"/>	<input type="text"/>	<input type="text"/>	<input type="text"/>	<input type="text"/>

Name: _____

Ten Frame Addition

Color the ten frames to help you solve the addition questions.

<input type="text"/>	<input type="text"/>	<input type="text"/>
$2 + 3 = \square$	$2 + 2 = \square$	$5 + 1 = \square$
<input type="text"/>	<input type="text"/>	<input type="text"/>
$3 + 4 = \square$	$1 + 4 = \square$	$6 + 3 = \square$
<input type="text"/>	<input type="text"/>	<input type="text"/>

Name: _____

Short Vowel Fun

Use the code to color the pictures by their middle vowel sound.

green a
 red e
 blue i
 yellow o
 pink u

Name: _____

Sentence Scramble

Unscramble the sentences so that they make sense.

dog The run. can

He the is on bus.

hat. The has cat a

A in rat is bin. the

Name: _____

Numbers to 10

Paste the numbers in order to 10.

<input type="text"/>	<input type="text"/>	<input type="text"/>	<input type="text"/>	<input type="text"/>
<input type="text"/>	<input type="text"/>	<input type="text"/>	<input type="text"/>	<input type="text"/>

Name: _____

Subtraction to 5

Cross out the pictures to help you work out the answers to the subtraction questions.

			$3 - 1 = \square$
			$4 - 2 = \square$
			$2 - 1 = \square$
			$5 - 2 = \square$
			$5 - 1 = \square$
			$4 - 3 = \square$

Name: _____

Beginning Sounds

Paste the beginning sound next to the matching picture.

	<input type="text"/>		<input type="text"/>
	<input type="text"/>		<input type="text"/>
	<input type="text"/>		<input type="text"/>

Name: _____

Word Frames

Read, color and spell the CVC words.

Read	Color	Spell
bag		<input type="text"/>
net		<input type="text"/>
pot		<input type="text"/>
pig		<input type="text"/>
run		<input type="text"/>

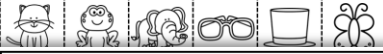
1	6	4	8	5
9	3	10	2	7

t f s b a c

Name: _____

Syllable Sorting

Count how many syllables each picture has and paste it in the correct row.



Name: _____

Rhyming Words

Color the two pictures that rhyme with one another.

Name: _____

Counting to 10

Count the animals in each box and write how many there are.

Name: _____

Reading Comprehension

Read the passage 3 times and then color the correct answer.

My dad has a red van. A sad rat ran into his van and sat on his lap. The rat had a nap. Then, it ran out of the van.

- My dad has a red _____.
 bag van hat
- A _____ rat ran into his van.
 mad fat sad
- The _____ had a nap.

Name: _____

Base Ten Blocks

Count the base ten blocks and write how many there are.

Name: _____

Missing Addends

Fill in the missing addends to complete the equations.

$3 + \square = 5$	$1 + \square = 4$
$2 + \square = 6$	$5 + \square = 9$
$1 + \square = 8$	$\square + 2 = 7$
$\square + 4 = 7$	$2 + \square = 3$
$3 + \square = 6$	$\square + 4 = 10$
$\square + 2 = 4$	$4 + \square = 8$

Name: _____

Real or Nonsense

Sort the words by whether they are real or nonsense.

jub fet pig fed vot
 rin sat sar cea rug

Name: _____

Addition Word Problems

Draw pictures to help you solve the addition word problems.

<p>Read It:</p> <p>Max has 2 dogs and then his dad bought him 2 more. How many dogs does Max have now?</p> <p>Draw It:</p>	<p>Read It:</p> <p>My brother has 5 red cars and 2 blue cars. How many cars does he have altogether?</p> <p>Draw It:</p>
Answer It:	Answer It:

Name: _____

Ordering Numbers

Order the numbers from smallest to greatest.

Name: _____

Jellybean Subtraction

Cross out the jellybeans in the jars to help you work out the answers.

$4 - 2 = \square$	$2 - 1 = \square$	$6 - 3 = \square$
$5 - 1 = \square$	$8 - 2 = \square$	$5 - 4 = \square$

Name: _____

Lower and Uppercase Match

Write the lowercase letter that matches each of the uppercase letters.

A		P
L	E	I
Q	V	D
G	S	N
U	H	K
T	R	W

Name: _____

CVC Word Match

Match the CVC words to the pictures.

Name: _____

Before and After

Write the number that comes before and after each of the numbers.

BEFORE	AFTER
5	2
8	6
3	9

Name: _____

Real Life 3D Objects

Color the objects that match the 3D object shown.

Name: _____

Making Ten

Draw how many more circles are needed to make ten and then complete the equation.

$4 + \underline{\quad} = 10$	$6 + \underline{\quad} = 10$
$2 + \underline{\quad} = 10$	$7 + \underline{\quad} = 10$
$8 + \underline{\quad} = 10$	$3 + \underline{\quad} = 10$

Name: _____

Real Life 2D Shapes

Sort the real life objects into the column that it matches.

Name: _____

Reading Comprehension

Read the passage 3 times and then color the correct answer.

The dog went for a jog. It was hot so it sat on top of a log. The dog saw a big frog. The frog can hop.

- The dog went for a _____.
 hop jog run
- It was _____ so it sat on top of a log.
 wet hot sat
- The _____ saw a big frog.
 dog cat log
- The frog can _____.
 pop sit hop

Name: _____

Greater Number

Color the greater number in each set.

(4) (7)	(5) (2)	(15) (12)
(11) (10)	(3) (8)	(9) (13)
(5) (6)	(7) (10)	
(13) (16)	(12) (11)	
(14) (12)	(8) (9)	
(2) (4)	(15) (17)	

Name: _____

My Favorite Animal

My favorite animal is a _____ because _____.

Draw a picture

Name: _____

Tens and Ones

Write how many tens and ones there are in each number.

12 (Tens) (Ones)	17 (Tens) (Ones)	15 (Tens) (Ones)
16 (Tens) (Ones)	18 (Tens) (Ones)	14 (Tens) (Ones)
20 (Tens) (Ones)	13 (Tens) (Ones)	19 (Tens) (Ones)

Name: _____

Short or Long Vowels



Sort the pictures by whether they have a short or long vowel sound.

Short Vowel

Long Vowel

Name: _____

Opinion Writing


or


cupcakes ice-cream

Which do you like better?


I like _____

because _____

Name: _____

Alphabet Order

Write the missing letters of the alphabet.

a	d	e	
h	i	k	m n
p	r	s	
v	x	z	
B	D	F G	
H	J K	M	
O P	S T		

Name: _____

Missing Sight Words

Read the sentences and fill in the missing sight word.

 The spider _____ a bug.

 I like to _____ the horse.

 The flower is very _____.

 The dog _____ to the bus.

 _____ is my house.

Name: _____

Missing Numbers


Fill in the missing numbers.

6	7		2		4
1		3	9	10	
	8	9		15	16
12		14	5	6	
	17	18	13		

Name: _____

Skip Counting by 10

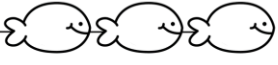



Paste the numbers in order to skip count by 10's.



Name: _____

Counting On



















Count on from the number shown in the fish bowl. Write the answers in the fish.

5	
10	
3	
12	

Name: _____

Alphabet Tracing

Trace the letters and color the pictures.

Aa		Jj			
Bb		Kk		Ss	
Cc		Ll		Tt	
Dd		Mm		Uu	
Ee		Nn		Vv	
Ff		Oo		Ww	

Name: _____

Long Vowel Fun

Use the code to color the pictures by their long vowel sound.

green	a
red	e
blue	i
yellow	o
pink	u




Name: _____

Reading Comprehension

Read the passage 3 times and then color the correct answer.

My pet hen is red. I fed my hen and took it to the vet. It has a bad leg. The vet put the hen on a bed.

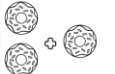
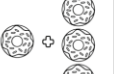
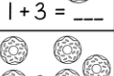
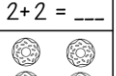
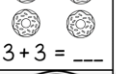
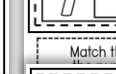

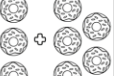

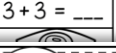

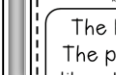


- My pet hen is _____.
 ten red big
- I _____ my hen and took it to the vet.
 pet jog fed

Name: _____

Picture Addition

Count the objects to help you answer the addition questions.

 +  = ____	 +  = ____	 +  = ____
 +  = ____	 +  = ____	 +  = ____

Name: _____

Number Words

6		8	
2		3	
1		5	
4		10	
7		9	

Match the number words to **five**.

Name: _____

Tally Mark Match


Paste the tally marks underneath the matching number.

1	2	3	4	5
6	7	8	9	10

Name: _____ Title: _____

Responding to Reading

Draw a picture or write a sentence to detail who the characters are, where the story is set and what the problem was in the story.



The Characters

The Setting

Name: _____

Counting to 100

Trace the numbers to 100.


1	2	3	4	5	6	7	8	9	10
11	12	13	14	15	16	17	18	19	20
21	22	23	24	25	26	27	28	29	30
31	32	33	34	35	36	37	38	39	40
41	42	43	44	45	46	47	48	49	50
51	52	53	54	55	56	57	58	59	60
61	62	63	64	65	66	67	68	69	70

Name: _____

Reading Comprehension

Read the passage 3 times and then color the correct answer.

The kid has a pig. The pig is big and it likes to dig. The kid hid from the pig. He hid in a bin.

















- My kid has a _____.
 bag pig pin
- The pig is big and it likes to _____.
 dig sit run
- The _____ hid from the pig.

Name: _____

What's the Digraph?



















Color the digraph that matches the picture.

	ch sh		sh ch
	sh th		th sh
	th sh		ch th
	sh ch		ch sh
	ch sh		sh th
	th sh		th sh
	th ch		ch sh

Name: _____

Number Bonds








Write the missing number bond.

5	3	4		7	1
					
2		6		3	2
					
8		9		5	3
					
10	5	7		10	8
					

Name: _____

Missing Middle Sounds

Write the missing middle sound to complete all the CVC words.

	h	t	Y	z	p
	b	g		c	n
	h	n		s	n
	p	n		m	p
	r	t		p	n
	p	n		w	g
	t	b		n	t
	b	x		p	g

Name: _____

Sentence Repair

Add capital letters and periods to the sentences to fix them.

ben is in the van

my dog likes to play

the bug sat in the sun

a red pen is in my bag

i like to eat gum

