





THE ACTIVITIES



A new activity is added each week!

THE ACTIVITIES



A new activity is added each week!

THE ACTIVITIES

25

tac bga hta gdo
cat bag hat dog

ckos ckol ckud apck
sock lock duck pack

26

bat bag sat lap bat
hat had sat hat bat
cop top cop mop pot
shed ship shed shin
fish dish fish rash wish
cash wish rush cash fish

27

I have cat. I have van. I have bed. I have pig.
Who has van? Who has bed? Who has pig? Who has log?

I have log. I have rat. I have tub. I have six.
Who has rat? Who has tub? Who has six? Who has dog?

28

cab can
cat cub cab

hat ham
had hit hat

rat rap
ran rat rat

29

Start

brush trash mash dish fish shed crash ship
shop dash lash lush hush wish
shell rash sash shut bash

30

du _ _ th ck
sh th ck k

ki _ _ k

li _ _ sh k
k ck ck k

so _ _ ck c

31

A can is in the pan.
Sam ran to the van.

Sentence Match

32

Aa Bb C

lligator pple ird all
dd stronaut ed at
xe ct ear anana

- ✓ HUGE savings!
- ✓ 32 centers in total
- ✓ Science of Reading Aligned
- ✓ Organized by Scope and Sequence
- ✓ Complete and Comprehensive

1. I SPY MATS

This center is best described as the most phonics fun your students will ever have. To play, students put on their detective hats, read the decodable words and search for the matching picture on the I Spy Mat.

53 mats are included in total.



VARIOUS SOUNDS INCLUDED

cvc

- cop
- mop
- pot
- dad
- sad
- cup

dge

- edge
- badge
- hedge
- judge
- fudge
- lodge
- wedge
- bridge
- fridge
- smudge

cvc

- mat
- sit
- nap
- pin
- tin
- man
- pan
- can
- cap
- cat

o.e

- bone
- cone
- hole
- home
- hose
- nose
- note
- poke
- rope
- rose

53 MATS!

EASY PREP! JUST PRINT & LAMINATE

CVC

- mat
- sit
- nap
- pin
- tin
- man
- pan
- can

ee/ea

- bee
- feed
- feet
- seed
- peel
- tea
- leaf
- meat

ar

- car
- jar
- bark
- barn
- card
- cart
- harp
- park
- scar
- star

Soft C

- ace
- ice
- face
- lace
- mice
- race
- rice
- space
- cell
- cent

Table of Contents - Scope


CVC Mixed	10	L Blends	30	R-Contr: ar	48
CVC: Short a	15	R Blends	31	R-Contr: or/ore	49
CVC: Short i	16	S Blends	32	R-Contr: er/ir/ur	50
CVC: Short o	17	Ending Blends	33	Vowel Team: ai/ay	51
CVC: Short u	18	CVCe: a	36	Vowel Team: ee/ea	52
CVC: Short e	19	CVCe: i	37	Vowel Team: oa/ow	53
FLSZ	20	CVCe: o	38	Vowel Team: ie/igh	54
-all, -oll, -ull	21	CVCe: u	39	Vowel Team: oo/ew	55
Digraph: ck	22	Soft c	40	oo	56
Digraph: sh	23	Soft g	41	Diphthong: au/aw	57
Digraph: th	24	Trigraph: tch	42	Diphthong: oi/oy	58
Digraph: ch	25	Trigraph: dge	43	Diphthong: ou/ow	59
Digraph: wh	26	-ild, -old, -ind, -olt, -ost	44	Digraph: kn	60
Digraph: ph	27	y (/ī/)	45	Digraph: wr	61
Digraph: ng	28	y (/ē/)	46	Digraph: mb	62
nk	29	-le	47		

2. MYSTERY WORDS


Make reading fun and mysterious with these Mystery Word cards. Use sticky notes or library pocket envelopes to cover the images. Students read the decodable word and then uncover the picture to reveal the mystery image. Over 800 cards are included.



USE WITH STICKY NOTES OR POCKETS



CARDS ARE ORGANIZED BY SOUND



VARIOUS SOUNDS INCLUDED



OVER 800 CARDS



TARGETED DECODING PRACTICE

h a t
• • •
→

c a t
• • •
→

d o g
• • •
→

w e l l
• • •
→

b u z z
• • •
→

o f f
• • •
→

g u m
• • •
→

c a b
• • •
→

p i g
• • •
→

h i s s
• • •
→

i l l
• • •
→

f e l l
• • •
→




SEQUENTIAL AND SYSTEMATIC SCOPE

Table of Contents - Scope

CVC: Short a	23	Magic E: u_e	149	Vowel Team: ie	238
CVC: Short i	34	Magic E: e_e	152	Vowel Team: igh	240
CVC: Short o	43	Soft C	154	Vowel Team: oo	243
CVC: Short u	50	Soft G	158	Vowel Team: ew	247
CVC: Short e	57	Trigraph: tch	161	Vowel Team: ui	251
FLSZ	63	Trigraph: dge	165	Vowel Team: ue	253
-all, -oll, -ull	74	-ild, -old, -ind, -olt, -ost	168	oo	255
Digraph: ck	78	-y (/ī/)	174	Diphthong: au	258
Digraph: sh	83	-y (/ē/)	177	Diphthong: aw	261
Digraph: th	88	-le	182	Diphthong: oi	265
Digraph: th	90	R-Contr: ar	188	Diphthong: oy	268
Digraph: ch	93	R-Contr: or	194	Diphthong: ou	271
Digraph: wh	97	R-Contr: ore	198	Diphthong: ow	274
Digraph: ph	100	R-Contr: er	201	Digraph: kn	277
Digraph: ng	102	R-Contr: ir	205	Digraph: wr	280
nk	106	R-Contr: ur	205	Digraph: mb	283
L Blends	110	R-Contr: w+or	211	3 Letter Blends	285
R Blends	114	Vowel Team: ai	213	Bonus: Qu	290
S Blends	118	Vowel Team: ay	217		
Ending Blends	122	Vowel Team: ee	220		
Magic E: a_e	129	Vowel Team: ea	225		
Magic E: i_e	137	Vowel Team: oa	230		
Magic E: o_e	143	Vowel Team: ow	234		

3. READ & CLIP CARDS

These Read and Clip Cards are perfect for decoding practice! Students choose a card, decode the word, and clip the matching picture. Over 500 cards are included, organized by phonics skill.






CARDS ARE ORGANIZED BY SOUND




c ar d






f an






h ar p






c ab






y ar d






m an



b ar n



c at



TARGETED PHONICS PRACTICE

VARIOUS SOUNDS INCLUDED

FLSZ: ff, ll, ss, zz 
FLSZ

CVC: Short a 
/ă/

R-Controlled: ar 
/ar/

Digraph: sh 
/sh/




Diphthong: aw 
/aw/


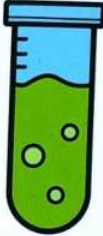
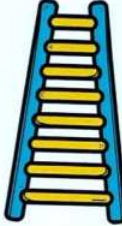





OVER 800 CARDS




- Print what you need
 - Targeted phonics practice
 - Great for decoding
 - Sequential scope included
 - SoR Aligned
 - Use in small groups or one-on-one



sh e ll • • • →			
-----------------------	--	--	--


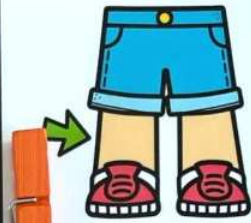

sh o p • • • →			
----------------------	---	--	---




f i sh • • • →			
----------------------	---	--	---




sh u t • • • →			
----------------------	---	--	---

LINK
WORDS TO
THEIR
MEANING

USE WITH MINI CLIPS

! e g • • • →			
---------------------	---	--	--

j e t • • • →			
---------------------	--	---	---

t e n • • • →			
---------------------	---	--	--


m e n • • • →			
---------------------	---	---	---

Table of Contents - Scope

CVC: Short a	22	R Blends	112	R-Contr: or	192	Vowel Team: ue	251
CVC: Short i	33	S Blends	116	R-Contr: ore	196	oo	253
CVC: Short o	41	Ending Blends	120	R-Contr: er	199	Diphthong: au	256
CVC: Short u	48	Magic E: a_e	127	R-Contr: ir	203	Diphthong: aw	259
CVC: Short e	55	Magic E: i_e	135	R-Contr: ur	206	Diphthong: oi	263
FLSZ	61	Magic E: o_e	141	R-Contr: w+or	209	Diphthong: oy	266
-all, -oll, -ull	72	Magic E: u_e	147	Vowel Team: ai	211	Diphthong: ou	269
Digraph: ck	76	Magic E: e_e	150	Vowel Team: ay	215	Diphthong: ow	272
Digraph: sh	81	Soft C	152	Vowel Team: ee	218	Digraph: kn	275
Digraph: th	86	Soft G	156	Vowel Team: ea	223	Digraph: wr	278
Digraph: th	88	Trigraph: tch	159	Vowel Team: oa	228	Digraph: mb	281
Digraph: ch	91	Trigraph: dge	163	Vowel Team: ow	232	3 Letter Blends	283
Digraph: wh	95	-ild, -ind, -old, -olt, -ost	166	Vowel Team: ie	236	Bonus: Qu	288
Digraph: ph	98	-y (/ī/)	172	Vowel Team: igh	238		
Digraph: ng	100	-y (/ē/)	175	Vowel Team: oo	241		
nk	104	-le	180	Vowel Team: ew	245		
L Blends	108	R-Contr: ar	186	Vowel Team: ui	249		

4. SYLLABLE CLAP

With 130 picture cards included, this center will provide your students with ample practice with splitting words into syllables. Simply attach the numbers to bowls or other small containers and have students clap to work out how many syllables each word has. Words up to 4 syllables are included.




STUDENTS CLAP AND COUNT SYLLABLES



5. SPELL THE WORD

This spelling activity is perfect to use after teaching a new phonics skill to your students! It will provide them with targeted spelling practice, using the new skills they have learned. 47 different activities are included, all covering a different phonics area. An answer key is also provided.



MULTIPLE SKILLS COVERED

Table of Contents - Scope

CVC: Short a	6	Soft c	56
CVC: Short i	8	Soft g	58
CVC: Short o	10	Trigraph: tch	60
CVC: Short u	12	Trigraph: dge	62
CVC: Short e	14	-ild, -old, -ind, -olt, -ost	64
CVC	16	y (/i/)	66
FLSZ	18	y (/ē/)	68
-all, -oll, -ull	20	-le	70
Digraph: ck	22	R-Contr: ar	72
Digraph: sh	24	R-Contr: or/ore	74
Digraph: th	26	R-Contr: er/ir/ur	76
Digraph: ch	28	Vowel Team: ai/ay	78
Digraph: wh	30	Vowel Team: ee/ea	80
Digraph: ng	32	Vowel Team: oa/ow	82
nk	34	Vowel Team: ie/igh	84
L Blends	36	Vowel Team: oo/ew/ui/ue	86
R Blends	38	oo	88
S Blends	40	Diphthong: au/aw	90
Ending Blends	42	Diphthong: oi/oy	92
Magic E: a_e	48	Diphthong: ou/ow	94
Magic E: i_e	50	Digraph: kn, wr, mb	96
Magic E: o_e	52	3 Letter Blends	98
Magic E: u_e	54		



Name: _____

Short a

Spell the Word

Write the word next to the picture and number.

1. 6.

2. 5.

3. 5.

5. 5.

6. 6.

7. 7.

8. 8.


STEP 1: STUDENTS CHOOSE A CARD


STEP 2: STUDENTS COUNT THE SOUNDS


Name: _____ ar

Spell the Word

Write the word next to its matching number.

1. c ar	2. s t ar
3. p ar k	4. c ar t
5. 	6. <input type="text"/>
	8. <input type="text"/>


7. 





Name: _____ ar


Spell the Word


Write the word next to its matching number.

1. c ar	2. s t ar
3. p ar k	4. c ar t
5. 	<input type="text"/>
	<input type="text"/>

7. 

8. 

6. 



STEP 3: STUDENTS SPELL THE WORD

STEP 4: CONTINUE UNTIL COMPLETE

Name: _____ ar

Spell the Word

Write the word next to its matching number.

1. c ar	2. s t ar
3. p ar k	4. c ar t
5. b ar n	6. <input type="text"/>
7. <input type="text"/>	<input type="text"/>

Illustrations: A girl holding a sign, a shopping cart, a star, a green alien, a tree, a red car, a hand, and a red barn.

Name: _____ ar


Spell the Word

Write the word next to its matching number.

1. c ar	2. s t ar
3. p ar k	4. c ar t
5. b ar n	6. ar m
7. s c ar	8. j ar

Illustrations: A girl holding a sign, a shopping cart, a star, a green alien, a tree, a red car, a hand, and a red barn.

INCLUDES SHEETS WITH & WITHOUT DOTS



Name: _____ S Blends

Spell the Word


Write the word next to its matching number.



Name: _____ S Blends

Spell the Word

Write the word next to its matching number.




Name: _____ Short o

Spell the Word

Write the word next to its matching number.

1. <input type="text"/>	
3. <input type="text"/>	
5. <input type="text"/>	
7. <input type="text"/>	
1. <input type="text"/>	2. <input type="text"/>
3. <input type="text"/>	4. <input type="text"/>
5. <input type="text"/>	6. <input type="text"/>
7. <input type="text"/>	8. <input type="text"/>



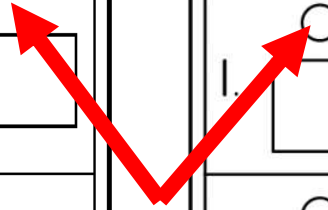
Name: _____ Short o

Spell the Word


Write the word next to its matching number.

1. <input type="text"/>	2. <input type="text"/>
3. <input type="text"/>	4. <input type="text"/>
5. <input type="text"/>	6. <input type="text"/>
7. <input type="text"/>	8. <input type="text"/>

○
□
○
□
○
□
○
□



TARGETED SPELLING PRACTICE



Name: _____ ou/ow

Spell the Word

Write the word next to its matching number.

1. h o u s e	2. c l o u d
3. c o u _____ o w l	
5. m o u s e	6. c o w
7. c l o w n	8. m o u t h

(Note: Card 6, a cow, is placed over the word 'cow' in the grid.)

Name: _____ Short a

Spell the Word

Write the word next to its matching number.

1. c a t	2. m a p
3. h a t	4. c _____
5. b a t	6. n a p
7. r a t	8. b a g

(Note: Card 2, a map, is placed over the word 'map' in the grid.)



SEQUENTIAL AND SYSTEMATIC SCOPE


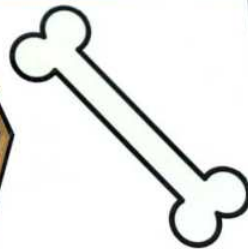

Table of Contents - Scope			
CVC: Short a	6	Soft c	56
CVC: Short i	8	Soft g	58
CVC: Short o	10	Trigraph: tch	60
CVC: Short u	12	Trigraph: dge	62
CVC: Short e	14	-ild, -old, -ind, -olt, -ost	64
CVC	16	y (/ī/)	66
FLSZ	18	y (/ē/)	68
-all, -oll, -ull	20	-le	70
Digraph: ck	22	R-Contr: ar	72
Digraph: sh	24	R-Contr: or/ore	74
Digraph: th	26	R-Contr: er/ir/ur	76
Digraph: ch	28	Vowel Team: ai/ay	78
Digraph: wh	30	Vowel Team: ee/ea	80
Digraph: ng	32	Vowel Team: oa/ow	82
nk	34	Vowel Team: ie/igh	84
L Blends	36	Vowel Team: oo/ew/ui/ue	86
R Blends	38	oo	88
S Blends	40	Diphthong: au/aw	90
Ending Blends	42	Diphthong: oi/oy	92
Magic E: a_e	48	Diphthong: ou/ow	94
Magic E: i_e	50	Digraph: kn, wr, mb	96
Magic E: o_e	52	3 Letter Blends	98
Magic E: u_e	54	Bonus: qu	100

6. RHYMING PUZZLE

Get your students recognizing rhyme with this simple center which is perfect for independent use. Students match the pictures that rhyme to complete each puzzle. There are 58 rhyming pairs included. This activity is a great way to develop rhyme awareness and phonemic awareness skills.



58 PUZZLES



DEVELOPS PHONEMIC AWARENESS



Rhyming Puzzle - WORD LIST

1. cat-bat	19. gum-drum	37. train-rain	55. house-mouse
2. hat-rat	20. cop-shop	38. beach-peach	56. clown-crown
3. fan-pan	21. map-trap	39. seal-wheel	57. toy-boy
4. can-van	22. hand-sand	40. bee-tree	58. bow-cow
5. pen-ten	23. nest-vest	41. pie-tie	
6. bed-red	24. king-ring	42. knight-light	
7. men-hen	25. cake-rake	43. goat-boat	
8. jet-net	26. dice-rice	44. mow-bow	
9. pig-wig	27. hive-five	45. moon-spoon	
10. lip-zip	28. rose-hose	46. glue-blue	
11. bin-fin	29. cube-tube	47. car-star	
12. dog-log	30. phone-bone	48. arm-farm	
13. hop-mop	31. rock-sock	49. shark-park	
14. hot-pot	32. duck-truck	50. nurse-purse	
15. box-fox	33. lock-clock	51. corn-horn	
16. bug-jug	34. brick-stick	52. fork-cork	
17. mug-rug	35. book-hook	53. bear-chair	
18. sun-run	36. mail-snail	54. shell-bell	

7. PHONICS MATCH

Provide your students with decoding practice using these Phonics Match Mats! Each mat covers a different skill - from CVC words to FLSZ, digraphs, magic e, r-controlled vowels, vowel teams, diphthongs, and so much more! Students read the words and match them to the pictures! There are 50 mats included altogether.



DECODING PRACTICE

sh

Match It

	rash	
		wish
		
		lash

my teach ng pal

ee/ea

Match It

		leaf
	feed	
	leak	
		

my teach ng pal

MATS ARE SORTED BY SOUND

Match It

my teach ng pot

bag

tag

ma

pan

man

rat

shut

ship

dish

Match It

my teach ng pot

fish

shop

cash

shell

Phonics Match - Table of Contents

CVC: Short a	6	R Blends	24	R-Contr: er/ir/ur	43
CVC: Short i	8	S Blends	25	Vowel Team: ai/ay	44
CVC: Short o	9	Ending Blends	26	Vowel Team: ee/ea	45
CVC: Short u	10	Magic E: a_e	29	Vowel Team: oa/ow	46
CVC: Short e	11	Magic E: i_e	30	Vowel Team: ie/igh	47
CVC	12	Magic E: o_e	31	Vowel Team: oo/ew/ui/ue	48
FLSZ	13	Magic E: u_e	32	oo	49
-all, -oll, -ull	14	Soft c	33	Diphthong: au/aw	50
Digraph: ck	15	Soft g	34	Diphthong: oi/oy	51
Digraph: sh	16	Trigraph: tch	35	Diphthong: ou/ow	52
Digraph: th	17	Trigraph: dge	36	Digraph: kn	53
Digraph: ch	18	-ild, -old, -ind, -olt, -ost	37	Digraph: wr	54
Digraph: wh	19	y (/ī/)	38	Digraph: mb	55
Digraph: ph	20	y (/ē/)	39	3 Letter Blends	56
Digraph: ng	21	-le	40		
nk	22	R-Contr: ar	41		
L Blends	23	R-Contr: or/ore	42		

8. WORD MAKER

This mat is the perfect word play activity. It is designed to get your students playing with sounds and letters by putting them together to build words. Challenge your students to create as many words as they can using sounds they have already learned. Add more sounds as your students learn them. If students create nonsense words, have them circle these to identify them.



A WORD PLAY ACTIVITY



WORD MAKER

p	m	e	ow
i	a	t	ay
r	sh	ch	ea
s	au	o	d

ship _____
mat _____
chop _____
tow _____
pet _____
mash _____
tea _____
met _____

© Mrs. Teaching First

WORD MAKER

p	m	e	ow
i	a	t	ay
r	sh	ch	ea
s	au	o	d

map _____
chip _____
rip _____
mow _____
she _____
peach _____
pet _____
say _____



**WORD
MAKER**

p	e	m	oo	map	_____
i	a	ch	sh	ship	_____
s	t	u	o	rip	_____
ow	ay	ea	r	mow	_____
				chat	_____
				pet	_____
				peach	_____
				say	_____

© My Teaching Pal

**STUDENTS
BUILD WORDS
WITH THE
SOUNDS THEY
HAVE LEARNED.
ADD IN MORE
SOUNDS AS
STUDENTS
LEARN THEM.**

INK-FRIENDLY OPTION INCLUDED

**WORD
MAKER**

**WORD
MAKER**

preview

**WORD
MAKER**

preview

a	t
p	f
x	y
sh	t
wr	m

q	r	s	t	v	w
z	ll	ss	ff	zz	ck
ch	ph	wh	ng	nk	kn
ch	dge	ar	or	ore	er

INITIAL, MEDIAL & FINAL SOUNDS

Initial Sounds



teaching pal

Medial Sounds



teaching pal

Final Sounds



teaching pal








Initial Sounds

With Blends



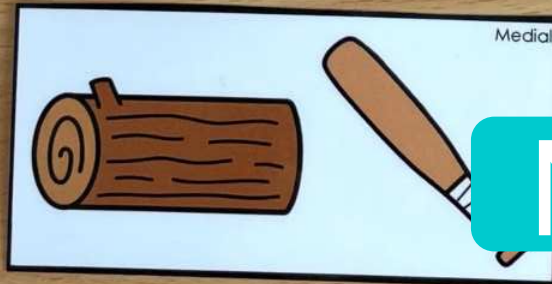
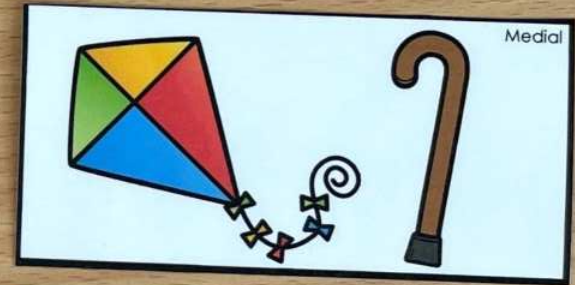






teaching pal

OVER 350 CARDS INCLUDED








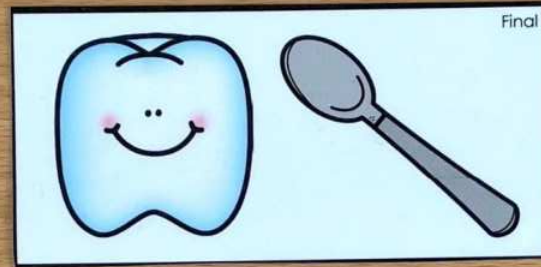




INITIAL SOUNDS

OVER 350 CARDS INCLUDED







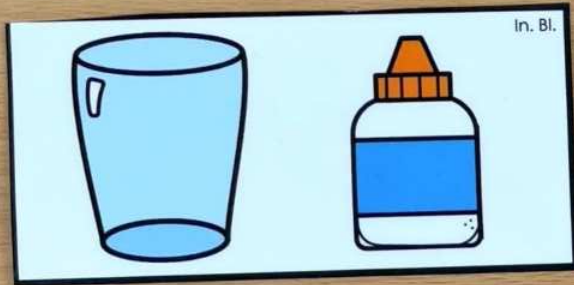

MEDIAL SOUNDS

OVER 350 CARDS INCLUDED



FINAL SOUNDS

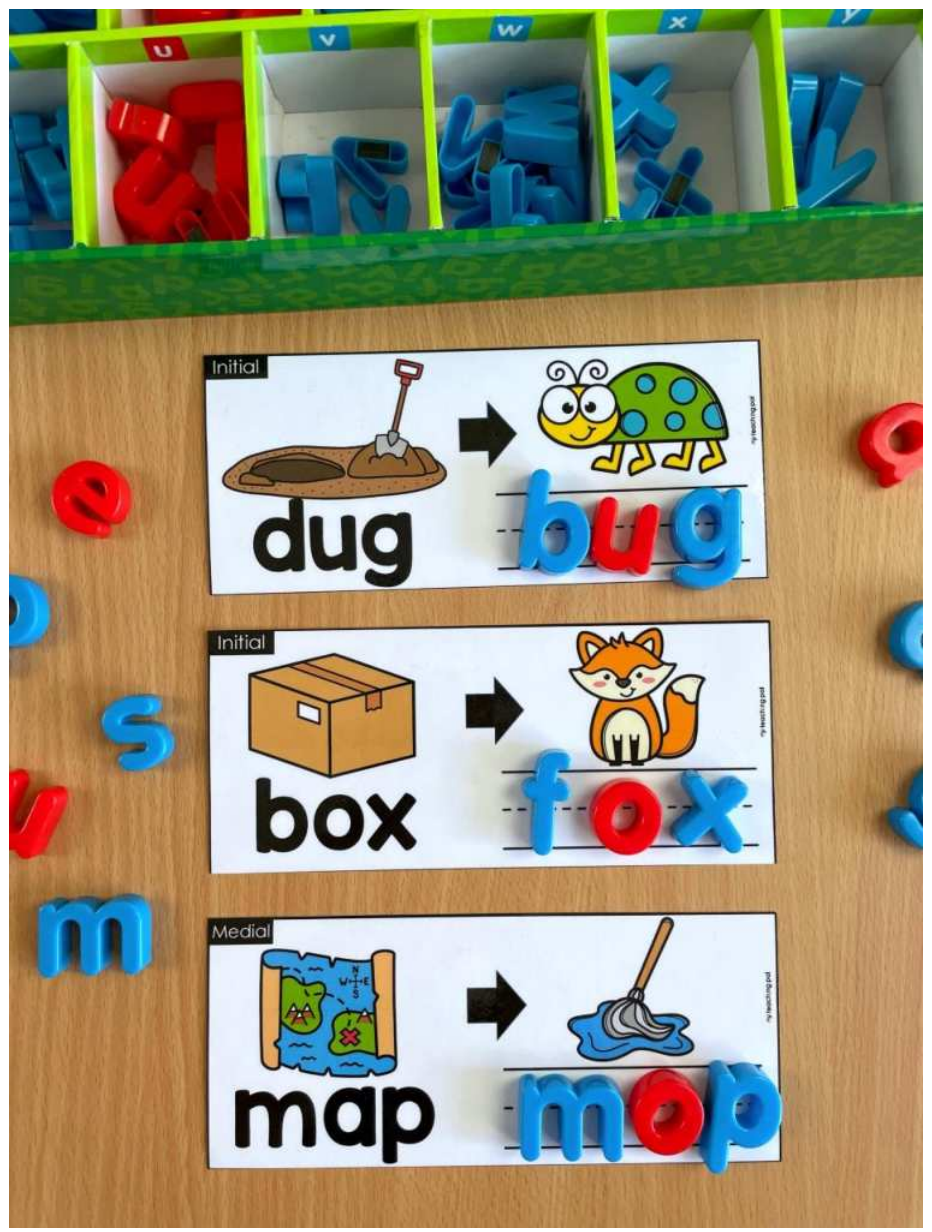
OVER 350 CARDS INCLUDED



INITIAL SOUNDS
WITH BLENDS


10. PHONEME SUBSTITUTION

Phoneme substitution is an important skill for students to develop. Students can practice substituting the initial, medial and final sound in words with this center. 600 cards are included altogether. The cards are organized by phonics skill so that you can easily integrate this activity into any point in your phonics program.




INITIAL, MEDIAL & FINAL SOUNDS

Initial




tap




map

© teaching pot

Initial




lock




sock

© teaching pot

Medial




hut




hat

© teaching pot

Medial



dock



duck

© teaching pot

Initial



pan



v

© teaching pot

Final



log




© teaching pot

600 CARDS INCLUDED




USE LETTERS OR MARKER

Initial




see




bee

my teaching pot

Initial




see




bee

my teaching pot

Initial




beet




feet

my teaching pot

Initial



beet



feet

my teaching pot

Final



leak



leak

my teaching pot

Final



leak



leak

my teaching pot

SEQUENTIAL AND SYSTEMATIC SCOPE

Table of Contents - Scope			
CVC	17	-y (/ī/)	168
FLSZ	46	-y (/ē/)	173
Digraph: ck	57	-le	177
Digraph: sh	67	R-Contr: <u>ar</u>	182
Digraph: th	76	R-Contr: <u>or/ore</u>	191
Digraph: ch	82	R-Contr: <u>er/ir/ur</u>	198
Digraph: ng	89	Vowel Team: <u>ai/ay</u>	204
<u>nk</u>	96	Vowel Team: <u>ee/ea</u>	213
Blends	102	Vowel Team: <u>oa/ow</u>	226
Magic E: <u>a e</u>	116	Vowel Team: <u>ie/igh</u>	234
Magic E: <u>i e</u>	126	Vowel Team: <u>oo/ew/ue</u>	240
Magic E: <u>o e</u>	135	<u>oo</u>	248
Magic E: <u>u e</u>	144	Diphthong: <u>aw</u>	254
Trigraph: <u>tch</u>	148	Diphthong: <u>oi/oy</u>	260
Trigraph: <u>dge</u>	155	Diphthong: <u>ou/ow</u>	266
<u>-ild, -old, -ind, -olt, -ost</u>	161	Digraph: <u>kn, wr, mb</u>	273




11. WORD LADDERS

Word ladders are a great tool to use to help develop phonemic awareness skills. They have students substitute a phoneme in a word to create a new word.


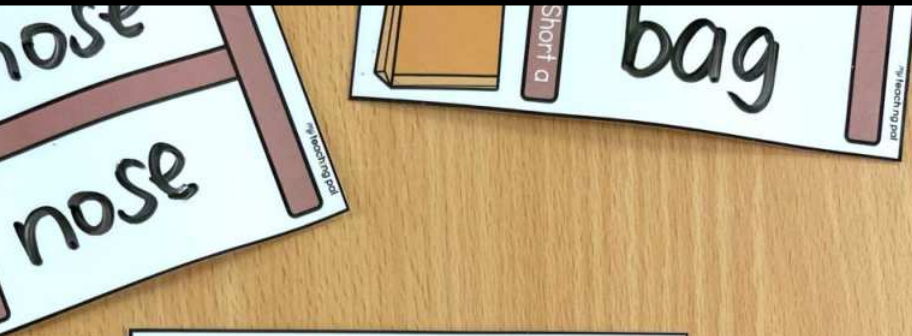
To use the activity, students begin at the bottom of the ladder and spell the word. Then, they move onto the next word and replace a letter to build a new word. 57 ladders are included that cover various phonics skills.



VARIOUS PHONICS SKILLS




DEVELOPS PHONEMIC AWARENESS






12. PHONICS PUZZLES

This set of picture puzzles will have your students reading words that contain a specific sound focus. Each puzzle covers a different skill! To use the activity, students read the word on each puzzle piece and cover the picture that matches to reveal the final puzzle picture.

There are 48 puzzles included that cover a variety of skills.



VARIOUS PHONICS SKILLS



48 PUZZLES INCLUDED





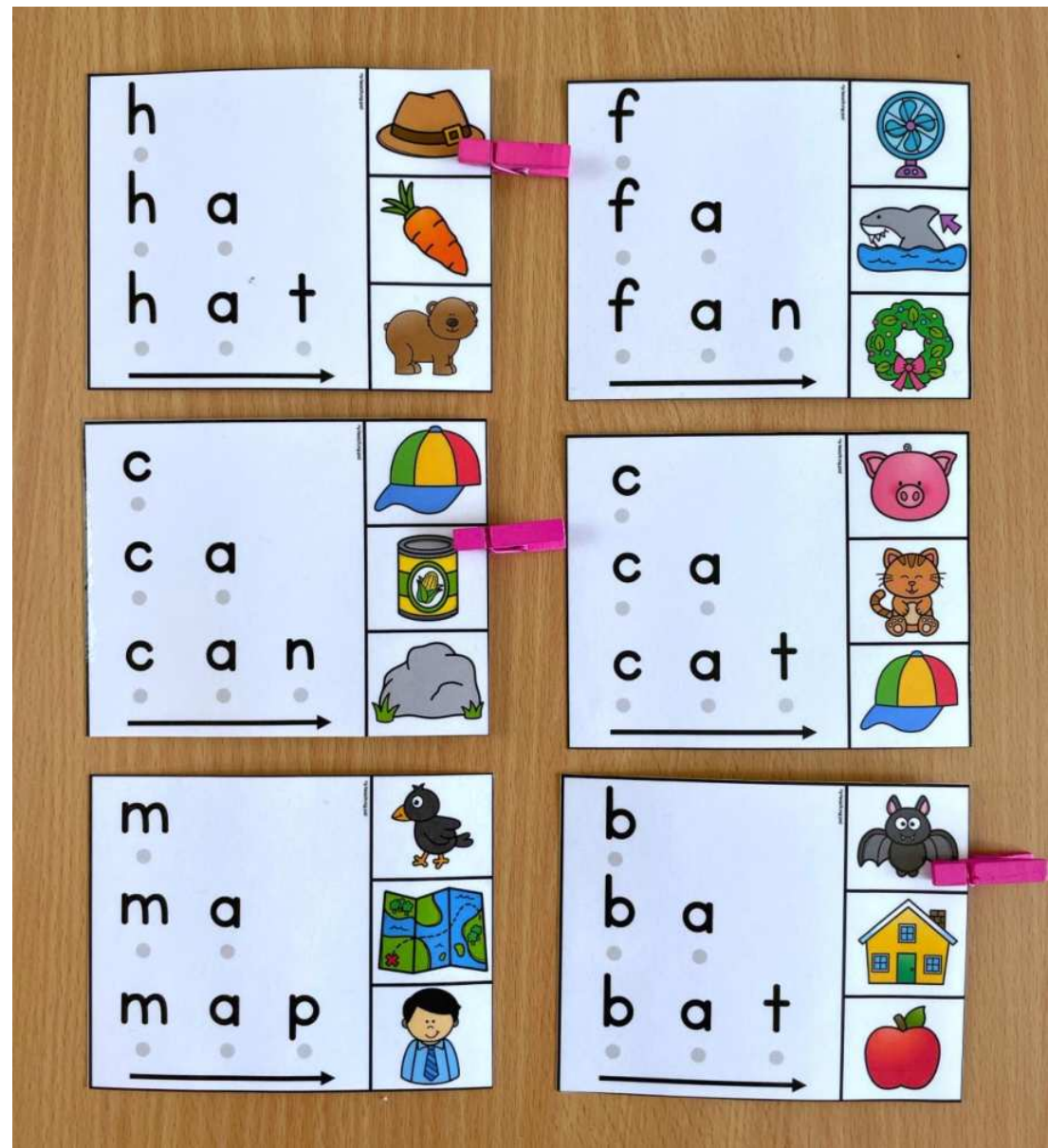
Table of Contents – PHONICS PUZZLES

CVC: Short a	6	R Blends	38	R-Contr: or/ore	74
CVC: Short i	8	S Blends	40	R-Contr: er/ir/ur	76
CVC: Short o	10	Ending Blends	42	Vowel Team: ai/ay	78
CVC: Short u	12	CVCe: a	48	Vowel Team: ee/ea	80
CVC: Short e	14	CVCe: i	50	Vowel Team: oa/ow	82
CVC	16	CVCe: o	52	Vowel Team: ie/igh	84
FLSZ	18	CVCe: u	54	Vowel Team: oo/ew	86
-all, -oll, -ull	20	Soft c	56	oo	88
Digraph: ck	22	Soft g	58	Diphthong: au/aw	90
Digraph: sh	24	Trigraph: tch	60	Diphthong: oi/oy	92
Digraph: th	26	Trigraph: dge	62	Diphthong: ou/ow	94
Digraph: ch	28	-ild, -old, -ind, -olt, -ost	64	Digraph: kn	96
Digraph: wh	30	y (/ī/)	66	Digraph: wr	98
Digraph: ng	32	y (/ē/)	68	Digraph: mb	100
nk	34	-le	70	3 Letter Blends	102
L Blends	36	R-Contr: ar	72	Bonus: qu	104

13. BLENDING CARDS


Help your students become blending experts with this huge set of blending cards. These cards break down the blending process for students and improve fluency and reading skills! The added pictures have students link words to their meanings in order to expand their vocabulary.

Over 800 cards are included!




OVER 800 CARDS ARE INCLUDED


s
s ea
s ea l




r
r ea
r ea d




h
h ar
h ar p




d
d ar
d ar t




s
s ea
s ea t




b
b ea
b ea ch




b
b ar
b ar n



d
d ar
d ar k



b
b ea
b ea k




l
l ea



s
s t
s t ar




p



CARDS ARE SORTED BY SOUND

sh
sh i
sh i p




→

sh
sh o
sh o p




→

f
f i
f i sh



→

r
r u
r u sh



→

sh
sh e
sh e d



→

c
c



→

BLENDING CARDS

Digraph ck

Magic E e

R-Contr: er

Diphtheng au

BLENDING CARDS

Digraph ck

Magic E e

R-Contr: ore

BLENDING CARDS

all

Magic E a e

R-Contr: or

BLENDING CARDS

FLSZ ff, ll, ss, zz

Blends Ending

R-Contr: ar

BLENDING CARDS

CVC Short e

S Blends

BLENDING CARDS

CVC Short u

R Blends

BLENDING CARDS

CVC Short o

L Blends

BLENDING CARDS

CVC Short i

nk

BLENDING CARDS

CVC Short a

Digraph ng

BLENDING CARDS

Long VCC -ld, -old, -ind

-le Ending

BLENDING CARDS

-y as /ē/

BLENDING CARDS

-y as /ī/

BLENDING CARDS

Trigraphs dge



Table of Contents – BLENDING CARDS

CVC: Short a	22	R Blends	113	R-Contr: or	210	Vowel Team: ue	269
CVC: Short i	33	S Blends	120	R-Contr: ore	214	oo	271
CVC: Short o	41	Ending Blends	124	R-Contr: er	217	Diphthong: au	274
CVC: Short u	48	Magic E: a_e	142	R-Contr: ir	221	Diphthong: aw	277
CVC: Short e	55	Magic E: i_e	150	R-Contr: ur	224	Diphthong: oi	281
FLSZ	61	Magic E: o_e	157	R-Contr: w+or	227	Diphthong: oy	284
-all, -oll, -ull	73	Magic E: u_e	163	Vowel Team: ai	229	Diphthong: ou	287
Digraph: ck	77	Magic E: e_e	167	Vowel Team: ay	233	Diphthong: ow	290
Digraph: sh	84	Soft C	170	Vowel Team: ee	236	Digraph: kn	293
Digraph: th	89	Soft G	174	Vowel Team: ea	241	Digraph: wr	296
Digraph: th	91	Trigraph: tch	177	Vowel Team: oa	246	Digraph: mb	299
Digraph: ch	94	Trigraph: dge	182	Vowel Team: ow	250	3 Letter Blends	301
Digraph: wh	98	-ild, -ind, -old, -olt, - ost	186	Vowel Team: ie	254	Bonus: Qu	309
Digraph: ph	101	-y (/ī/)	191	Vowel Team: igh	256		
Digraph: ng	103	-y (/ē/)	194	Vowel Team: oo	259		
nk	108	-le	199	Vowel Team: ew	263		
L Blends	112	R-Contr: ar	204	Vowel Team: ui	267		

14. WORD PUZZLES

These word puzzles will have your students reading words with a specific phonics focus. Simply select the cards with the skill that you would like your students to practice and have students match the correct picture to each card.

Over 800 cards are included!




PHONICS WORD PUZZLES

p a r k



and the phonics co.

c a r




and the phonics co.

f a r m



and the phonics co.

b a r k



and the phonics co.

h a r p



and the phonics co.

sh i p



and the phonics co.

sh e d



and the phonics co.

sh u t



and the phonics co.

sh o p




and the phonics co.

sh i n



and the phonics co.

OVER 800 CARDS




d o g
↓ →



b a t
↓ →



m a p
↓ →



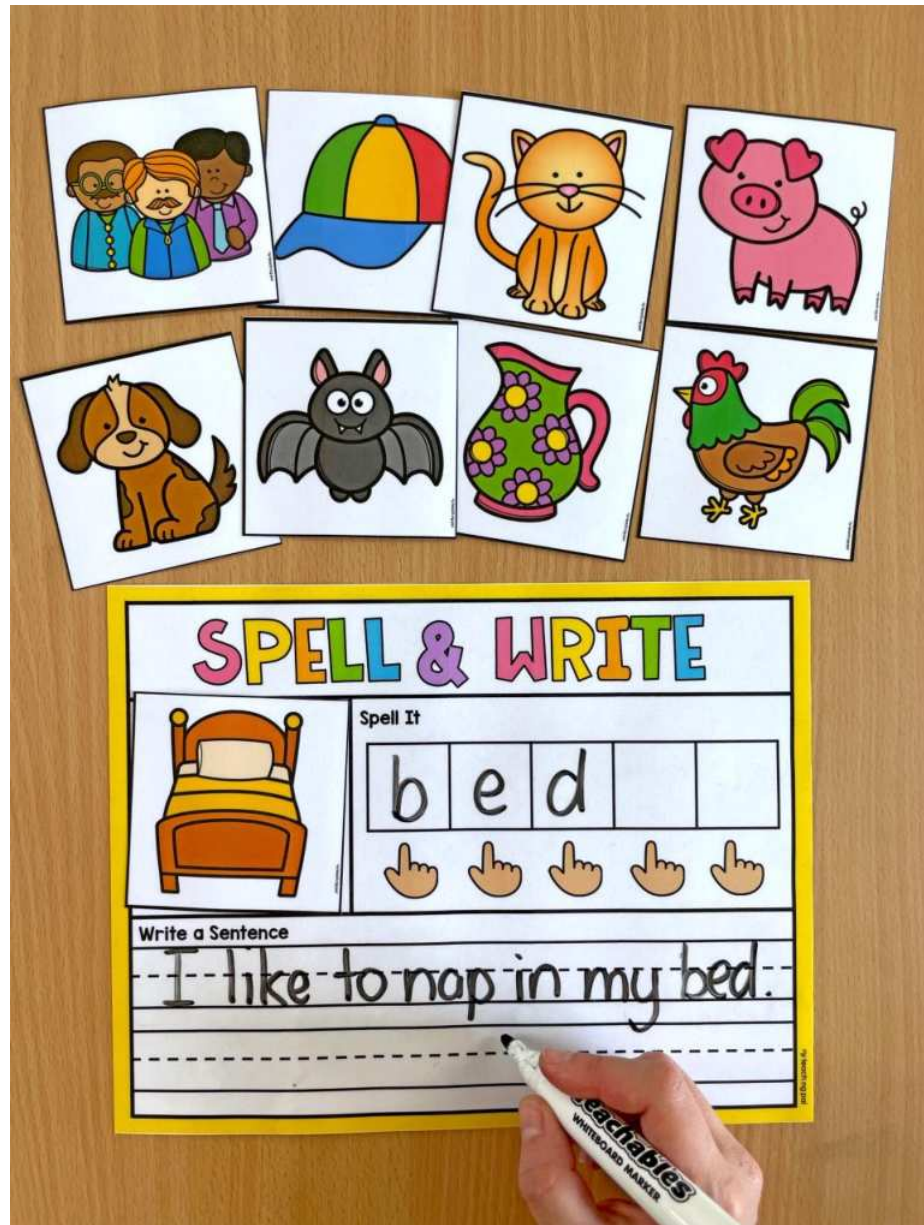
SEQUENTIAL AND SYSTEMATIC SCOPE

Table of Contents - Scope					
CVC: Short a	5	Magic E: e_e	119	Vowel Team: igh	198
CVC: Short i	13	Soft C	121	Vowel Team: oo	201
CVC: Short o	19	Soft G	125	Vowel Team: ew	205
CVC: Short u	25	Trigraph: tch	128	Vowel Team: ui	208
CVC: Short e	30	Trigraph: dge	132	Vowel Team: ue	210
FLSZ	34	-ild, -old, -ind, -olt, -ost	135	oo	212
-all, -oll, -ull	43	-y (/ī/)	139	Diphthong: au	215
Digraph: ck	47	-y (/ē/)	142	Diphthong: aw	217
Digraph: sh	52	-le	146	Diphthong: oi	220
Digraph: th	57	R-Contr: ar	150	Diphthong: oy	223
Digraph: ch	60	R-Contr: or	155	Diphthong: ou	225
Digraph: wh	63	R-Contr: ore	158	Diphthong: ow	229
Digraph: ph	66	R-Contr: er	161	Digraph: kn	232
Digraph: ng	68	R-Contr: ir	165	Digraph: wr	235
nk	71	R-Contr: ur	168	Digraph: mb	238
L Blends	75	R-Contr: w+or	171	3 Letter Blends	240
R Blends	79	Vowel Team: ai	173	Bonus: Qu	246
S Blends	83	Vowel Team: ay	177		
Ending Blends	86	Vowel Team: ee	180		
Magic E: a_e	98	Vowel Team: ea	184		
Magic E: i_e	105	Vowel Team: oa	189		
Magic E: o_e	111	Vowel Team: ow	193		
Magic E: u_e	116	Vowel Team: ie	196		



15. SPELL & WRITE

This activity is a spelling and writing center in one! The activity is research-backed, meaning it is Science of Reading aligned and designed to help improve word retention.

Over 700 cards are included for various phonics skills!



A SPELLING & WRITING ACTIVITY



SPELL & WRITE


Spell It

b	e	d		
---	---	---	--	--

Write a Sentence

I like to nap in my bed.

WHITEBOARD MARKER



CARDS ARE ORGANIZED BY SOUND



SPELL & WRITE

Spell It

r	a	i	n		
---	---	---	---	--	--

Write a Sentence

We got wet in the rain.

SPELL & WRITE

Spell It

d	u	ck		
---	---	----	--	--

Write a Sentence

I see a duck swim in the pond.

VARIOUS SOUNDS INCLUDED

CVC
FLSZ
Digraphs
Blends
Magic E
Soft C & G
-y & -y
Trigraphs
R-Controlled
Vowel Teams
Diphthongs
And More!

OVER 700 CARDS



SIMPLY
PRINT
THE
SOUND
YOUR
STUDENTS
ARE
WORKING
ON!

SPELL & WRITE



Spell It

d o g



Write a Sentence

I like to play with my
little dog.



Table of Contents – Scope

CVC: Short a	32	R Blends	87	R-Contr: or/ore	142
CVC: Short i	37	S Blends	90	R-Contr: er/ir/ur	146
CVC: Short o	42	Ending Blends	93	R-Contr: w+or	152
CVC: Short u	46	CVCe: a	99	Vowel Team: ai/ay	154
CVC: Short e	50	CVCe: i	104	Vowel Team: ee/ea	160
FLSZ	53	CVCe: o	108	Vowel Team: oa/ow	167
-all, -oll, -ull	59	CVCe: u	111	Vowel Team: ie/igh	172
Digraph: ck	62	Soft c	114	Vowel Team: oo/ew, ui, ue	175
Digraph: sh	66	Soft g	117	oo	182
Digraph: th	69	Trigraph: tch	119	Diphthong: au/aw	185
Digraph: ch	71	Trigraph: dge	112	Diphthong: oi/oy	189
Digraph: wh	74	-ild, -old, -ind, -olt, -ost	125	Diphthong: ou/ow	192
Digraph: ph	76	y (/ī/)	129	Digraph: kn, wr, mb	196
Digraph: ng	78	y (/ē/)	131	3 Letter Blends	201
nk	81	-le	134	Bonus: qu	204
L Blends	84	R-Contr: ar	138		

16. SENTENCE MATCH

This Sentence Match activity is packed full of decodable sentences that will get your students reading and growing! Students read the decodable sentence on the card and then find the matching picture.

This fun activity contains over 700 cards for various sounds!



DECODABLE SENTENCE CARDS

Pam dug the
mud up.



A pup sat on
the rug.



It is a mug and
a jug.



The sub is in
the tub.



Dan has got
gum.



Mike is in the
line.



I like this red
bike.



Jen went on a
hike to the top.



It has a lime in
it.



He went to hide
in the grass.





VARIOUS SOUNDS INCLUDED

CVC
FLSZ

- Digraphs
- Blends
- Magic E
- Soft C & G
- y & -y
- Trigraphs
- R-Controlled
- Vowel Teams
- Diphthongs
- And More!

OVER 700 CARDS

DECODABLE SENTENCE CARDS

The cat had a nap.

Short a



A rat sat on a mat.

Short a



I ran up to the van.

Short a



The man is his dad.

Short a



It is a tan bag.

Short a




A goat is on the road.

oa



This is my pet toad.

oa




I cut the loaf up to make toast.

oa



This duck can float.

oa



I soak the pants in the tub.

oa



SEQUENTIAL AND SYSTEMATIC SCOPE

Table of Contents - Scope					
CVC: Short a	22	Magic E: u_e	115	Vowel Team: ie	200
CVC: Short i	26	Magic E: e_e	119	Vowel Team: igh	204
CVC: Short o	30	Soft C	121	Vowel Team: oo	208
CVC: Short u	34	Soft G	125	Vowel Team: ew	212
CVC: Short e	38	Trigraph: tch	128	Vowel Team: ui	216
FLSZ	42	Trigraph: dge	132	Vowel Team: ue	218
-all, -oll, -ull	50	-ild, -old, -ind, -olt, -ost	136	oo	221
Digraph: ck	54	-y (/ī/)	140	Diphthong: au	225
Digraph: sh	58	-y (/ē/)	144	Diphthong: aw	228
Digraph: th	62	-le	148	Diphthong: oi	232
Digraph: th	65	R-Contr: ar	152	Diphthong: oy	236
Digraph: ch	69	R-Contr: or	156	Diphthong: ou	239
Digraph: wh	73	R-Contr: ore	160	Diphthong: ow	243
Digraph: ph	76	R-Contr: er	163	Digraph: kn	247
Digraph: ng	79	R-Contr: ir	167	Digraph: wr	250
nk	83	R-Contr: ur	170	Digraph: mb	253
L Blends	87	R-Contr: w+or	174	3 Letter Blends	256
R Blends	91	Vowel Team: ai	176	Bonus: qu	259
S Blends	95	Vowel Team: ay	180		
Ending Blends	99	Vowel Team: ee	184		
Magic E: a_e	103	Vowel Team: ea	188		
Magic E: i_e	107	Vowel Team: oa	192		
Magic E: o_e	111	Vowel Team: ow	196		

17. SOUND CLIP CARDS

This set includes 126 Sound Clip Cards! Get your students listening for and isolating phonemes with this fun hands-on activity.

To use, students say the word, listen for the focus sound and clip the pictures that contain the sound!



126 CARDS INCLUDED





VARIOUS SOUNDS INCLUDED

CVC
FLSZ

Digraphs

Blends

Magic E

Soft C & G

-y & -y

Trigraphs

R-Controlled

Vowel Teams

Diphthongs

And More!



**STUDENTS SAY
THE WORD AND
LISTEN FOR THE
FOCUS SOUND.**

**STUDENTS CLIP
THE PICTURES
THAT CONTAIN
THE SOUND.**

18. COVER THE SOUND

This set includes 52 different **Cover the Sound Mats** that will get your students listening for and matching sounds! This activity will help your students link sounds to letters.

To use, students say the word, listen for the focus sound and cover the picture with the matching letter/s.



CARDS ARE ORGANIZED BY SOUND

Alphabet - Beginning
Cover the Sound
Mat 12

			
		d	
	b	7	v
			

ee, ea
Cover the Sound
Mat 43

			ee
	ee		
			ea
ee			

VARIOUS SOUNDS INCLUDED

h d b w a

Alphabet - Beginning
Cover the Sound
Mat 13

a			
		t	m
i			
	g		

c

f s h

e u e

Alphabet - Medial
Cover the Sound
Mat 15

			i
			
	10	o	
u			i

a

a

52 MATS INCLUDED

Beginning, Medial & Final Sounds

FLSZ

Digraphs

Blends

Magic E

Soft C & G

-y & -y

Trigraphs

R-Controlled

Vowel Teams




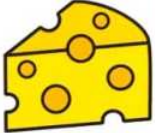








Diphthongs

And More!

sh, th, ch

Cover the Sound

Mat 23

			
	sh	ch	th
			
			ch

© 2013 Teaching by a Dinosaur



ch

TARGETED PRACTICE!

Cover the Sound Mat 41

	or		
er			
		ore	
ar			

Cover the Sound Mat 5


			p
	b		k
		k	h
			

52 MATS INCLUDED


19. WORD MAPPING

With 800+ cards included, this set of phoneme-grapheme word mapping cards will provide endless opportunities for your students to make letter-sound connections!


The activity promotes orthographic mapping which leads to better word retention.




PHONEME-GRAPHEME WORD MAPPING





bat




van



hat




fish




ship




shed




CARDS ARE ORGANIZED BY SOUND




bat





van




hat





cash



cat




bag




ship



shed




fan



shop



rash



VARIOUS SOUNDS INCLUDED

CVC

FLSZ

Digraphs

Blends

Magic E

Soft C & G

-y & -y

Trigraphs

R-Controlled

Vowel Teams



Diphthongs

And More!


OVER 800 CARDS



PROMOTES
ORTHOGRAPHIC
MAPPING
PROCESSES
WHICH LEAD TO
LONG-TERM
WORD
RETENTION



OVER 800 CARDS INCLUDED



SEQUENTIAL AND SYSTEMATIC SCOPE

Table of Contents - Scope					
CVC: Short a	33	Magic E: u_e	148	Vowel Team: ie	240
CVC: Short i	42	Magic E: e_e	152	Vowel Team: igh	243
CVC: Short o	49	Soft C	154	Vowel Team: oo	246
CVC: Short u	55	Soft G	158	Vowel Team: ew	250
CVC: Short e	61	Trigraph: tch	161	Vowel Team: ui	254
FLSZ	65	Trigraph: dge	165	Vowel Team: ue	257
-all, -oll, -ull	73	-ild, -old, -ind, -olt, -ost	169	oo	260
Digraph: ck	77	-y (/ī/)	174	Diphthong: au	263
Digraph: sh	83	-y (/ē/)	177	Diphthong: aw	266
Digraph: th	87	-le	181	Diphthong: oi	270
Digraph: th	89	R-Contr: ar	186	Diphthong: oy	274
Digraph: ch	92	R-Contr: or	192	Diphthong: ou	276
Digraph: wh	96	R-Contr: ore	196	Diphthong: ow	280
Digraph: ph	99	R-Contr: er	199	Digraph: kn	284
Digraph: ng	101	R-Contr: ir	203	Digraph: wr	288
nk	105	R-Contr: ur	206	Digraph: mb	291
L Blends	109	R-Contr: w+or	209	3 Letter Blends	294
R Blends	113	Vowel Team: ai	211	Bonus: Qu	300
S Blends	117	Vowel Team: ay	216		
Ending Blends	121	Vowel Team: ee	220		
Magic E: a_e	130	Vowel Team: ea	225		
Magic E: i_e	137	Vowel Team: oa	231		
Magic E: o_e	143	Vowel Team: ow	235		

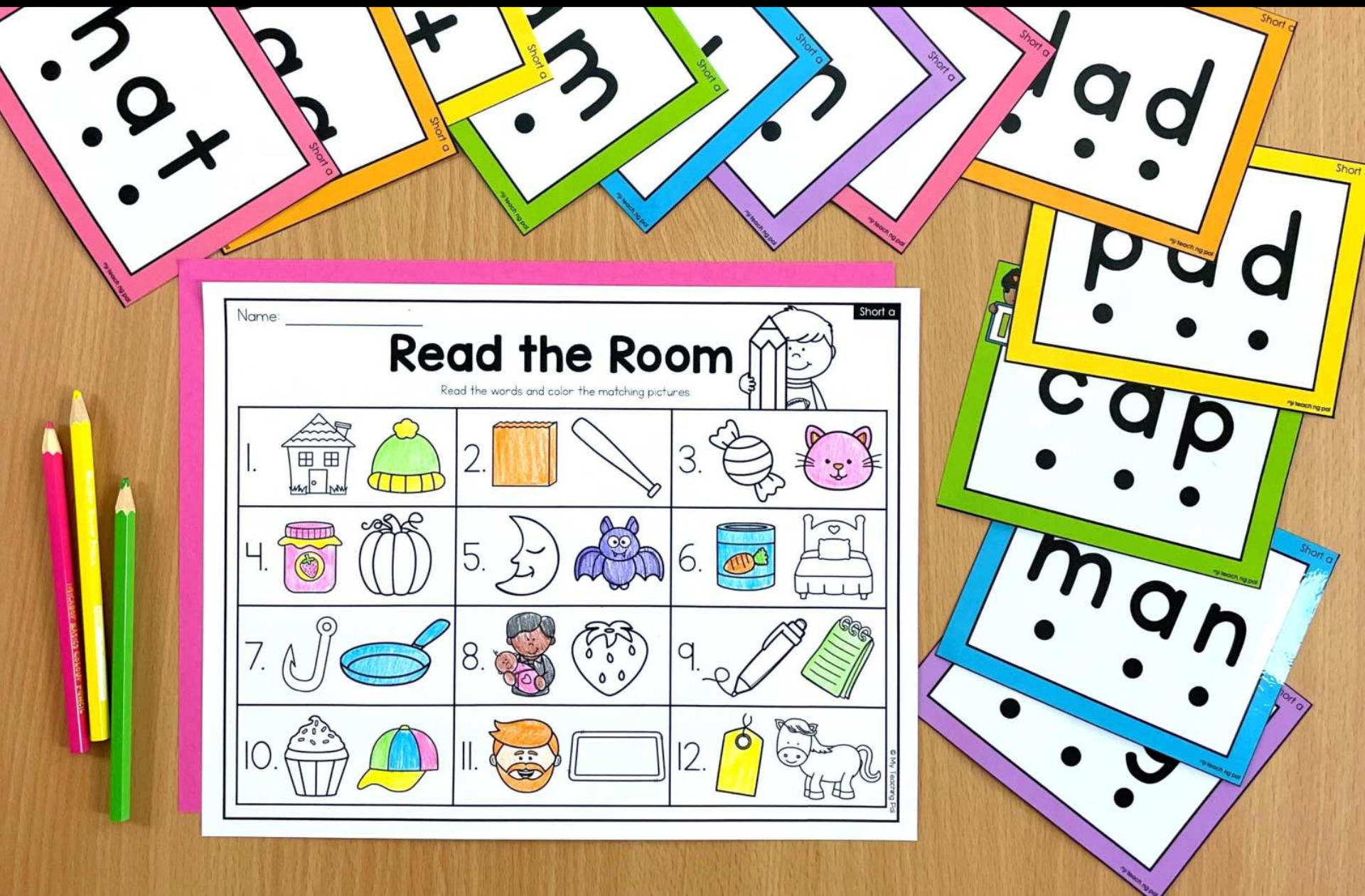
20. READ THE ROOM

This huge set of read the room centers will get your students reading decodable words in an active and engaging way! Hang the word cards around the room and provide students with a clipboard and worksheet. Students walk around the room, read the decodable words and color the matching picture in each set.

There are 49 different phonics skills included.



READ THE ROOM CENTER














Name: _____

Read the Room

Read the words and color the matching pictures.


Short a

1.  	2.  	3.  
4.  	5.  	6.  
7.  	8.  	9.  
10.  	11.  	12.  

©2014 Teaching with a Mountain View



VARIOUS SOUNDS INCLUDED



Name: _____

Read the Room

Read the words and color the matching pictures.

1.	2.	3.
4.	5.	6.
7.	8.	9.
10.	11.	12.

A hand is coloring the boy in picture 11 with an orange crayon.

Name: _____

Read the Room

Read the words and color the matching pictures.

1.	2.	3.
4.	5.	6.
7.	8.	9.
10.	11.	12.

A hand is holding a pink word card that says 'camp' with a cartoon character icon and a number '1' in a box.

49 CENTERS INCLUDED

CVC Words

FLSZ

Digraphs

Blends

Magic E

Soft C & G

-y & -y

Trigraphs

R-Controlled

Vowel Teams

Diphthongs

And More!




Table of Contents - Scope

CVC: Short a	5	R Blends	72	R-Contr: er/ir/ur	140
CVC: Short i	9	S Blends	76	Vowel Team: ai/ay	144
CVC: Short o	13	Ending Blends	80	Vowel Team: ee/ea	148
CVC: Short u	17	Magic E: a_e	84	Vowel Team: oa/ow	152
CVC: Short e	21	Magic E: i_e	88	Vowel Team: ie/igh	156
CVC	25	Magic E: o_e	92	Vowel Team: oo/ew/ui/ue	160
FLSZ	29	Magic E: u_e	96	oo	164
-all, -oll, -ull	33	Soft C	100	Diphthong: au/au	168
Digraph: ck	37	Soft G	104	Diphthong: oi/oy	172
Digraph: sh	41	Trigraph: tch	108	Diphthong: ou/ow	176
Digraph: th	45	Trigraph: dge	112	Digraph: kn	180
Digraph: ch	49	Long VCC: -ild, -ind, -old, -olt, -ost	116	Digraph: wr	184
Digraph: wh	53	-y (/ī/)	120	Digraph: mb	188
Digraph: ph	57	-y (/ē/)	124	3 Letter Blends	191
Digraph: ng	60	-le	128	Bonus: Qu	195
nk	64	R-Contr: ar	132		
L Blends	68	R-Contr: or/ore	136		

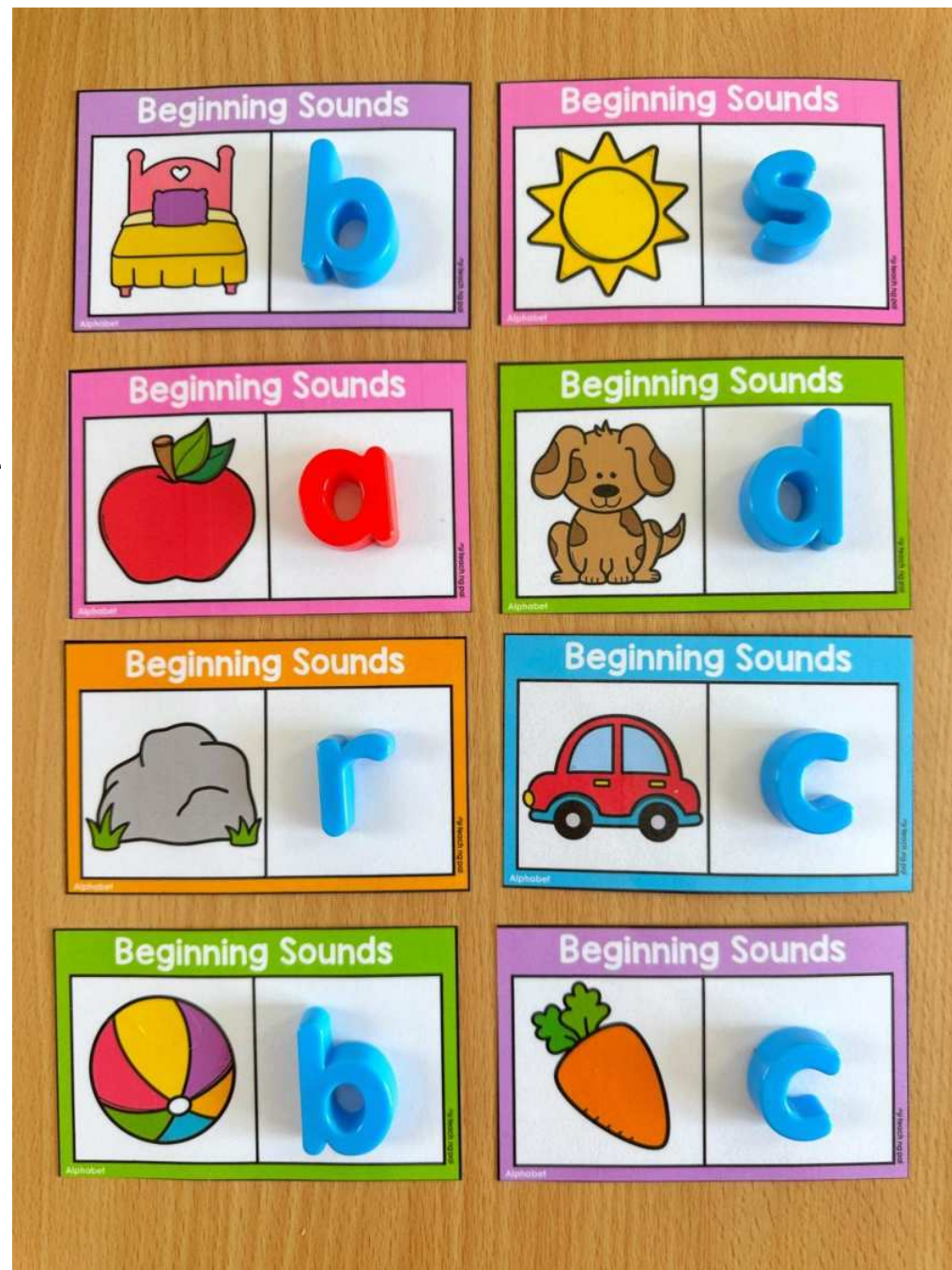
21. SOUND CARDS

With 800+ sound cards included, your students will have countless opportunities to practice phoneme isolation.

To use, students say the picture name, isolate the phoneme and match the letter.



Students can use erasable marker, letter tiles or magnetic letters on the cards.

The packet includes options for beginning sounds, medial sounds and final sounds, as well as cards for other phonics skills.



800+ SOUND CARDS

Beginning Sounds

	
---	---

Alphabet

Beginning Sounds

	
---	--

Digraphs

Final Sounds

	
---	---



Alphabet

Beginning Sounds

	
---	---

Alphabet

Beginning Sounds

	
---	--



Digraphs

Final Sounds

	
---	---


Alphabet

Beginning Sounds

	
---	---

Alphabet

Beginning Sounds

	
---	--

Digraphs

Final Sounds

	
---	---

Alphabet

VARIOUS SOUNDS INCLUDED

Beginning Sounds

	
--	---



Alphabet

Beginning Sounds

	
---	---



Alphabet

Medial Sounds

	
---	---

Alphabet

Medial Sounds

	
---	---

Alphabet

Beginning Sounds

	
--	---

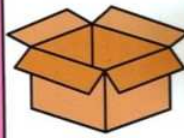

Alphabet

Beginning Sounds

	
---	---



Alphabet

Medial Sounds

	
---	---



Alphabet

Medial Sounds

	
---	---

Alphabet

Beginning Sounds

	
---	--

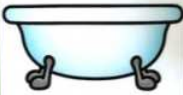

Alphabet

Beginning Sounds

	
--	--



Alphabet

Medial Sounds

	
--	--

Alphabet

Medial Sounds

	
--	--

Alphabet

Beginning Sounds

	
--	---

Alphabet

Beginning Sounds

	
---	---


Alphabet

Medial Sounds

	
---	---

Alphabet


Medial Sounds

	
---	---

Alphabet


VARIOUS SOUNDS INCLUDED

Medial Sounds




oa

Medial Sounds




ea

Medial Sounds



ai

Medial Sounds




oo

Medial Sounds



ea

Medial Sounds



oa

Medial Sounds



ai

Medial Sounds




oo

Final Sounds



ee

Medial Sounds



ee

Beginning Sounds



sh

Final Sounds



ng

Beginning Sounds



th

Final Sounds



ck

Beginning Sounds



ch

Final Sounds



ck

Beginning Sounds



ch

Final Sounds



Beginning Sounds




Final Sounds



800+ CARDS

Beginning Sounds
Medial Sounds
Final Sounds
FLSZ
Digraphs
Blends
Magic E
Soft C & G
-y & -y
Trigraphs
R-Controlled
Vowel Teams
Diphthongs
And More!



22. COUNT THE SOUNDS

This set of “Count the Sounds” cards makes a great phonemic awareness center! This activity will have your students listening for all the individual sounds in words. The activity will help to improve their phonemic awareness and spelling skills.

The packet includes 500+ cards covering various phonics skills.



500+ CARDS INCLUDED



dog



1 2 3 4 5

A green clothespin is clipped to the number 3.


drum



1 2 3 4 5

A yellow clothespin is clipped to the number 4.

fish



1 2 3 4 5

king



1 2 3 4 5

frog



1 2 3 4 5

A green clothespin is clipped to the number 3.


lamp



1 2 3 4 5

A yellow clothespin is clipped to the number 4.


block



1 2 3 4 5

A yellow clothespin is clipped to the number 4.

shell



1 2 3 4 5

A green clothespin is clipped to the number 3.

COUNT THE SOUNDS

PHONEMIC AWARENESS PRACTICE



dog



1 2 3 4 5

pod by tommy & co.

drum



1 2 3 4 5

pod by tommy & co.


frog



1 2 3 4 5

pod by tommy & co.

lamp



1 2 3 4 5

pod by tommy & co.

VARIOUS SOUNDS INCLUDED

star




1 2 3 4 5

shirt




1 2 3 4 5

road



1 2 3 4 5

mail



1 2 3 4 5

skirt




1 2 3 4 5

first




1 2 3 4 5

hay



1 2 3 4 5

leaf



1 2 3 4 5

bird



1 2 3 4 5

car



1 2 3 4 5

rain




1 2 3 4 5

snail



1 2 3 4 5



500+ CARDS

- CVC Words
- FLSZ
- Digraphs
- Blends
- Magic E
- Soft C & G
- y & -y
- Trigraphs
- R-Controlled
- Vowel Teams
- Diphthongs
- And More!

Table of Contents - Scope

CVC Words – Short a, i, o, u, e	11
FLSZ – ff, ll, ss, zz	27
Digraphs and nk – ck, sh, th, ch, wh, ph, ng, nk	32
Blends – L Blends, R Blends, S Blends, Ending Blends	48
Magic E – Long a, Long i, Long o, Long u, Long e	59
Soft C & G	70
Trigraphs – tch, dge	75
Long VCC - ild, ind, old, olt, ost	80
-y & -y	83
-le	88
R-Controlled Vowels – ar, or, ore, er, ir, ur, w+or	92
Vowel Teams and oo – ai, ay, ee, ea, oa, ow, ie, igh, oo, ew, ui, ue, oo	107
Diphthongs – au, aw, oi, oy, ou, ow	134
Silent Digraphs – kn, wr, mb	144
3 Letter Blends	150
qu Words	154

23. BLENDING FLIP CARDS

These cards are designed to help young learners read words by blending sounds together in a sequence to form complete words. Students first read each individual sound. Next, they blend the first two sounds together and read them with the final sound. Finally, they read the whole word.

These cards are particularly useful for learners with blending difficulties as it breaks up the reading process into manageable chunks.

The packet includes 1000+ cards covering various phonics skills.



BLENDING FLIP CARDS





INCLUDES

CVC Words

FLSZ

Digraphs

Blends

Magic E

Soft C & G

-y & -y

Trigraphs

-le

Long VCC

R-Controlled

Vowel Teams


Diphthongs

And More!

CVC
Short a



CVC
Short i



CVC
Short o



B&W
VERSION

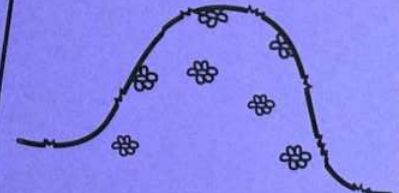
CVC
Short u



CVC
Short e




FLSZ
ff, ll, ss, zz



CVC
Short a



CVC
Short i



CVC
Short o



**COLOR
VERSION**

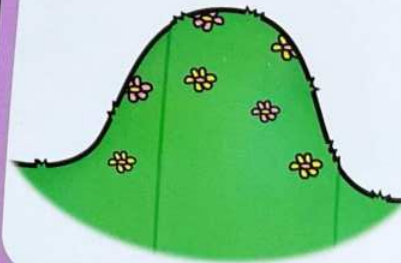
CVC
Short u



CVC
Short e



FLSZ
ff, ll, ss, zz



BLENDING SUPPORT

CVC
Short u



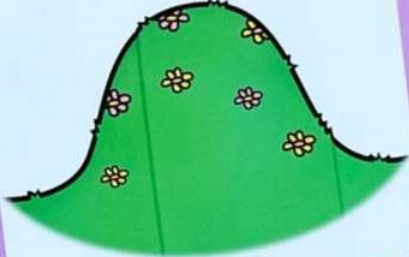
Small text in bottom right corner: © 2014 Teaching with a Mountain of Books

CVC
Short e



Small text in bottom right corner: © 2014 Teaching with a Mountain of Books

FLSZ
ff, ll, ss, zz



Small text in bottom right corner: © 2014 Teaching with a Mountain of Books

b a t
• • •
ba t
• •
bat
→

Small text in bottom right corner: © 2014 Teaching with a Mountain of Books

h i t
• • •
hi t
• •
it
→

A finger is pointing to the 'i' in the second row.

Small text in bottom right corner: © 2014 Teaching with a Mountain of Books

j o g
• • •
jo g
• •
jog
→

Small text in bottom right corner: © 2014 Teaching with a Mountain of Books

VARIOUS SOUNDS INCLUDED



Table of Contents - Scope

CVC: Short a	6	R Blends	71	R-Contr: or	131	Vowel Team: ue	175
CVC: Short i	14	S Blends	75	R-Contr: ore	134	oo	176
CVC: Short o	20	Ending Blends	79	R-Contr: er	135	Diphthong: au	179
CVC: Short u	25	Magic E: a_e	85	R-Contr: ir	138	Diphthong: aw	181
CVC: Short e	29	Magic E: i_e	91	R-Contr: ur	140	Diphthong: oi	184
FLSZ	33	Magic E: o_e	97	R-Contr: w+or	143	Diphthong: oy	186
-all, -oll, -ull	40	Magic E: u_e	101	Vowel Team: ai	144	Diphthong: ou	187
Digraph: ck	42	Magic E: e_e	104	Vowel Team: ay	148	Diphthong: ow	189
Digraph: sh	46	Soft C	105	Vowel Team: ee	150	Digraph: kn	191
Digraph: th	51	Soft G	107	Vowel Team: ea	155	Digraph: wr	193
Digraph: th	52	Trigraph: tch	108	Vowel Team: oa	160	Digraph: mb	195
Digraph: ch	54	Trigraph: dge	111	Vowel Team: ow	163	Bonus: qu	196
Digraph: wh	57	-ild, -ind, -old, -olt, -ost	113	Vowel Team: ie	165		
Digraph: ph	59	-y (/ī/)	117	Vowel Team: igh	167		
Digraph: ng	60	-y (/ē/)	119	Vowel Team: oo	169		
nk	64	-le	122	Vowel Team: ew	172		
L Blends	67	R-Contr: ar	126	Vowel Team: ui	174		

24. SECRET WORDS









This Secret Words Center is the most fun your students will have in their phonics lessons!

Students use magnetic letters or erasable marker to spell the beginning sound of each picture to form the secret word. Then, they swipe their finger along the arrow to read the secret word.

900+ cards are included covering various phonics skills.





SECRET WORDS CENTERS









**OVER
900 CARDS
INCLUDED!**

**Use with
magnetic
letters or
erasable
marker!**




TWO OPTIONS INCLUDED




Option 1

Words are separated by sounds.



Option 2

Words are separated by letters.



SCIENCE OF READING ALIGNED

INCLUDES

CVC Words

FLSZ

Digraphs

Blends

Magic E

Soft C & G

-y & -y

Trigraphs

-le







Long VCC

R-Controlled

Vowel Teams

Diphthongs

And More!





**A KEY IS
INCLUDED
FOR EASY
DECIPHERING**

Secret Key							
a	a	a	b	b	b	b	c
							
c	c	d	d	d	e	e	f
							
f	f	g	g	h	h	i	j
							
j	k	k	k	l	l	l	m
							
m	m	n	n	n	o	o	p
							


**A FUN
PHONICS
DECODING
ACTIVITY**

Table of Contents - Scope


CVC: Short a	27	R Blends	134	R-Contr: or	255	Vowel Team: ue	357
CVC: Short i	36	S Blends	141	R-Contr: ore	265	oo	360
CVC: Short o	44	Ending Blends	148	R-Contr: er	267	Diphthong: au	365
CVC: Short u	51	Magic E: a_e	163	R-Contr: ir	274	Diphthong: aw	370
CVC: Short e	58	Magic E: i_e	173	R-Contr: ur	279	Diphthong: oi	376
FLSZ	65	Magic E: o_e	184	R-Contr: w+or	284	Diphthong: oy	382
-all, -oll, -ull	76	Magic E: u_e	191	Vowel Team: ai	287	Diphthong: ou	385
Digraph: ck	81	Magic E: e_e	196	Vowel Team: ay	295	Diphthong: ow	392
Digraph: sh	87	Soft C	198	Vowel Team: ee	299	Digraph: kn	399
Digraph: th	94	Soft G	205	Vowel Team: ea	308	Digraph: wr	403
Digraph: th	97	Trigraph: tch	208	Vowel Team: oa	318	Digraph: mb	408
Digraph: ch	101	Trigraph: dge	215	Vowel Team: ow	323	3 Letter Blends	411
Digraph: wh	108	-ild, -ind, -old, -olt, -ost	222	Vowel Team: ie	328	Bonus: Qu	419
Digraph: ph	113	-y (/ī/)	229	Vowel Team: igh	333		
Digraph: ng	116	-y (/ē/)	232	Vowel Team: oo	340		
nk	122	-le	239	Vowel Team: ew	348		
L Blends	128	R-Contr: ar	247	Vowel Team: ui	353		

25. SCRAMBLED WORDS

This center is a great scaffolded spelling activity for your students. To use, students unscramble the letters to form the word that matches the picture. There is an optional spelling mat included. 800+ cards are included covering various phonics skills.



SCRAMBLED WORDS



pan



bag



hat



cat



van



cab



kick



back



pack



sock





lock



duck

INCLUDES BONUS SPELLING MATS!

Short a
my teaching post



t a c

I can find all the letters.

t a c

I can spell the word.

cat




Place card here



I can find all the letters.

I can spell the word.

VARIOUS SOUNDS INCLUDED



UNSCRAMBLE & BUILD WORDS



oa t g



I can find all the letters.

oa t g

I can spell the word.

goat



ck o s



I can find all the letters.

ck o s

I can spell the word.

sock

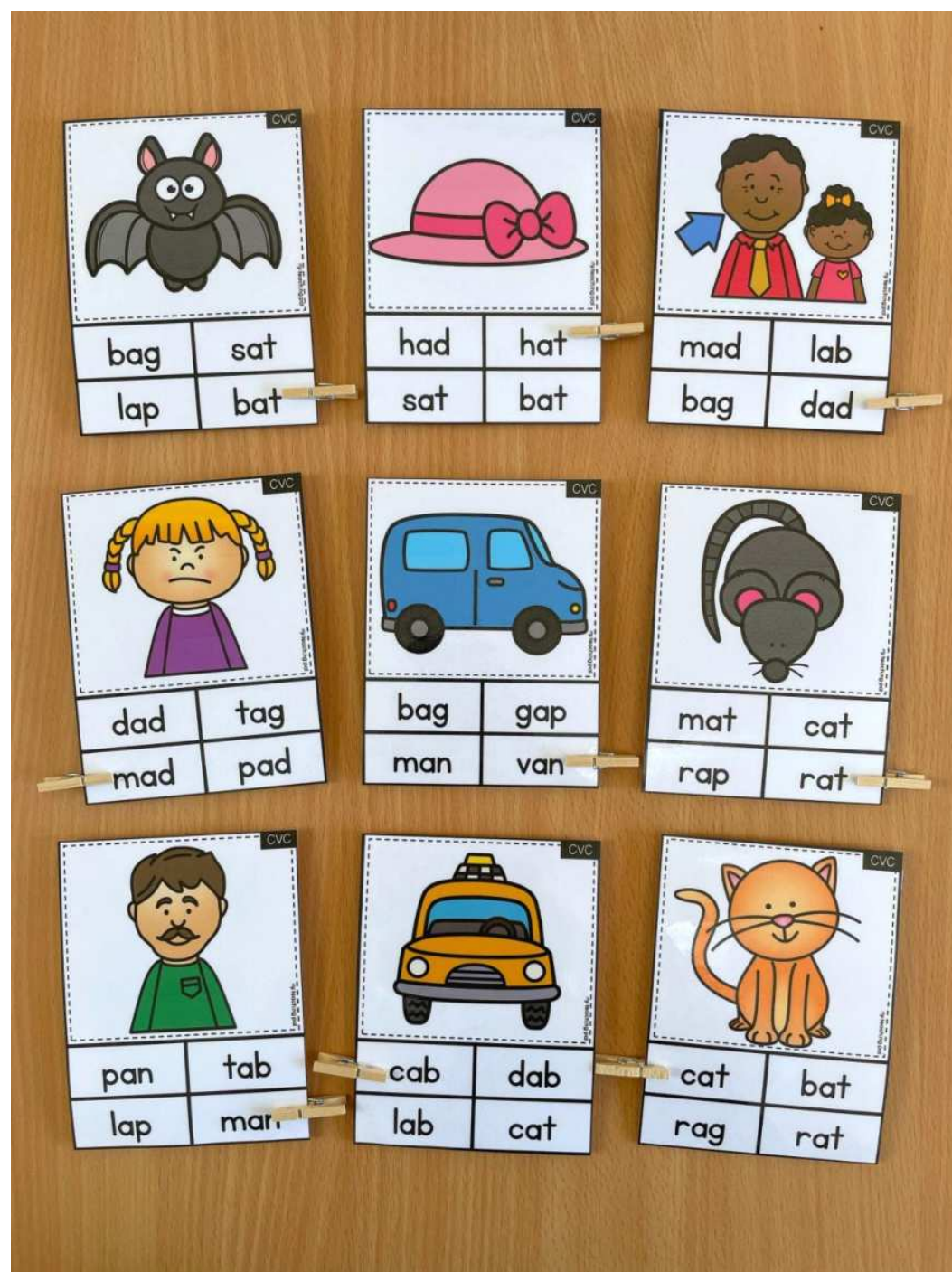
Table of Contents - Scope

CVC: Short a	23	R Blends	85	R-Contr: or	145	Vowel Team: ui	193
CVC: Short i	30	S Blends	88	R-Contr: ore	148	Vowel Team: ue	195
CVC: Short o	35	Ending Blends	91	R-Contr: er	150	oo	197
CVC: Short u	39	Magic E: a_e	99	R-Contr: ir	153	Diphthong: au	200
CVC: Short e	43	Magic E: i_e	104	R-Contr: ur	156	Diphthong: aw	202
FLSZ	47	Magic E: o_e	109	R-Contr: w+or	159	Diphthong: oi	205
-all, -oll, -ull	55	Magic E: u_e	113	Vowel Team: ai	161	Diphthong: oy	207
Digraph: ck	58	Soft C	116	Vowel Team: ay	165	Diphthong: ou	209
Digraph: sh	62	Soft G	119	Vowel Team: ee	168	Diphthong: ow	212
Digraph: th	66	Trigraph: tch	121	Vowel Team: ea	172	Digraph: kn	215
Digraph: ch	69	Trigraph: dge	124	Vowel Team: oa	176	Digraph: wr	218
Digraph: wh	72	-ild, -ind, -old, -olt, -ost	127	Vowel Team: ow	179	Digraph: mb	221
Digraph: ph	74	-y (/ī/)	131	Vowel Team: ie	182	3 Letter Blends	223
Digraph: ng	76	-y (/ē/)	133	Vowel Team: igh	184	Bonus: Qu	227
nk	79	-le	137	Vowel Team: oo	187		
L Blends	82	R-Contr: ar	141	Vowel Team: ew	190		

26. CLIP A WORD

These clip cards will provide your students with the opportunity to practice reading words with a specific phonics focus. Simply select the cards with the skill that you would like your students to practice and have students clip the matching word.

800+ cards are included covering various phonics skills.




CLIP A WORD CARDS

CVC




bag	sat
lap	bat

CVC



had	hat
sat	bat

CVC




top	cop
mop	pot

CVC




fog	hog
log	dot

sh



ship	shop
shed	shin

sh




dish	fish
rash	wish

sh




wish	rust
cash	fish

sh




fish	rash
dish	cash

VARIOUS SOUNDS INCLUDED

 ck


sock	block
sick	pack

 ck

back	duck
sack	pack

 ck

tick	peck
deck	sack

 sh

dish	fish
rash	wish

 sh

wish	rush
cash	fish

 sh

ship	shop
shed	shin

 ck


lick	pick
rack	block

 ck


pack	back
sack	lock

 ck


neck	deck
kick	lick

 sh

ship	lash
dish	fish

 sh

shed	shut
ship	wish

 sh

shed	shelf
ship	shell

 ck

lock	pack
rack	duck

 ck

neck	sick
peck	rack

 ck

kick	lick
rack	sick

 sh

fish	lash
wish	rash

 sh

dish	rash
fish	rush

 sh

ship	shin
shut	shop

SEQUENTIAL AND SYSTEMATIC SCOPE

Table of Contents - Scope					
CVC: Short a	22	Magic E: e_e	158	Vowel Team: igh	246
CVC: Short i	33	Soft c	160	Vowel Team: oo	249
CVC: Short o	42	Soft g	166	Vowel Team: ew	253
CVC: Short u	48	Trigraph: tch	168	Vowel Team: ui	257
CVC: Short e	55	Trigraph: dge	172	Vowel Team: ue	259
FLSZ	61	-ild, -old, -ind, -olt, -ost	175	oo	261
-all, -oll, -ull	72	y (/ī/)	180	Diphthong: au	264
Digraph: ck	76	y (/ē/)	183	Diphthong: aw	267
Digraph: sh	82	-le	188	Diphthong: oi	271
Digraph: th	87	R-Contr: ar	194	Diphthong: oy	274
Digraph: ch	90	R-Contr: or	200	Diphthong: ou	276
Digraph: wh	94	R-Contr: ore	204	Diphthong: ow	279
Digraph: ph	97	R-Contr: er	207	Digraph: kn	282
Digraph: ng	99	R-Contr: ir	211	Digraph: wr	285
nk	103	R-Contr: ur	214	Digraph: mb	288
L Blends	108	R-Contr: w+or	217	3 Letter Blends	290
R Blends	112	Vowel Team: ai	219	Bonus: qu	295
S Blends	116	Vowel Team: ay	223		
Ending Blends	120	Vowel Team: ee	226		
Magic E: a_e	135	Vowel Team: ea	231		
Magic E: i_e	143	Vowel Team: oa	236		
Magic E: o_e	149	Vowel Team: ow	240		
Magic E: u_e	155	Vowel Team: ie	244		

27. I HAVE, WHO HAS?

This group game is great for reading practice. The first student reads their card while other students listen for whether their card is being called. The packet includes an option with and without pictures. 25 sets are included in total.



WITH & WITHOUT PICTURES

I have cake. 	I have kite. 	I have cane. 	I have robe. 
Who has kite? 	Who has cane? 	Who has robe? 	Who has fire? 

I have fire. 	I have file. 	I have gate. 	I have lime. 
Who has file? 	Who has gate? 	Who has lime? 	Who has bone? 

I have bone. 	I have cape. 	I have date. 	I have rose. 
Who has cape? 	Who has date? 	Who has rose? 	Who has hive? 

I have... cake	I have... kite	I have... cane	I have... robe
Who has... kite	Who has... cane	Who has... robe	Who has... fire

I have... fire	I have... file	I have... gate	I have... lime
Who has... file	Who has... gate	Who has... lime	Who has... bone



I have... bone	I have... cape	I have... date	I have... rose
Who has... cape	Who has... date	Who has... rose	Who has... hive

I HAVE, WHO HAS?





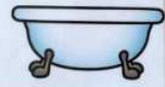

<p>I have fish.</p> 	<p>I have shell.</p> 	<p>I have duck.</p> 	<p>I have bath.</p> 	<p>I have lock.</p> 
<p>Who has shell?</p> 	<p>Who has duck?</p> 	<p>Who has bath?</p> 	<p>Who has lock?</p> 	<p>Who has shed?</p> 
<p>I have shed.</p> 	<p>I have ship.</p> 	<p>I have chin.</p> 	<p>I have cash.</p> 	<p>I have chat.</p> 
<p>Who has ship?</p> 	<p>Who has chin?</p> 	<p>Who has cash?</p> 	<p>Who has chat?</p> 	<p>Who has shop?</p> 








VARIOUS SOUNDS INCLUDED








I have Aa. 	I have Ss. 	I have Dd. 	I have Cc. 
Who has Ss? 	Who has Dd? 	Who has Cc? 	Who has Mm? 

I have cat. 	I have van. 	I have bed. 	I have pig. 
Who has van? 	Who has bed? 	Who has pig? 	Who has log? 

I have Mm. 	I have Uu. 	I have Tt. 	I have Ff. 
Who has Uu? 	Who has Tt? 	Who has Ff? 	Who has Hh? 

I have log. 	I have rat. 	I have tub. 	I have six. 6
Who has rat? 	Who has tub? 	Who has six? 6	Who has dog? 

I have Hh. 	I have Nn. 	I have Vv. 	I have Kk. 
Who has Nn? 	Who has Vv? 	Who has Kk? 	Who has Oo? 

I have dog. 	I have hat. 	I have sun. 	I have cup. 
Who has hat? 	Who has sun? 	Who has cup? 	Who has ten? 10

VARIOUS SOUNDS INCLUDED

I have fish. 	I have shell. 	I have duck. 	I have bath. 
Who has shell? 	Who has duck? 	Who has bath? 	Who has lock? 

I have germ. 	I have stir. 	I have skirt. 	I have fern. 
Who has stir? 	Who has skirt? 	Who has fern? 	Who has girl? 

I have lock. 	I have shed. 	I have ship. 	I have chin. 
Who has shed? 	Who has ship? 	Who has chin? 	Who has cash? 

I have girl. 	I have bird. 	I have surf. 	I have herd. 
Who has bird? 	Who has surf? 	Who has herd? 	Who has curl? 

I have cash. 	I have chat. 	I have shop. 	I have rash. 
Who has chat? 	Who has shop? 	Who has rash? 	Who has kick? 

I have curl. 	I have shirt. 	I have burn. 	I have clerk. 
Who has shirt? 	Who has burn? 	Who has clerk? 	Who has third? 




25 SETS
CVC Words
FLSZ
Digraphs
Blends
Magic E
Soft C & G
-y & -y
Trigraphs
R-Controlled
Vowel Teams
Diphthongs
And More!


CARD SETS INCLUDED ARE:


Table of Contents		
Focus	Number of Cards	Page Number
Alphabet	32	38
CVC	32	47
FLSZ	32	56
ck, sh, th, ch	32	65
ng, nk	32	74
Beginning Blends	32	83
Ending Blends	32	92
Magic E	32	101
Soft and Hard C & G	32	110
tch, dge	24	119
-y, -y	24	126
ar	28	133
or, ore	24	141
er, ir, ur	32	148
ai, ay	32	157
ee, ea	32	166
oa, ow	28	175
ie, igh	20	183
oo, ew, ui, ue	32	189
oo, oo	38	198
au, aw	24	206
oi, oy	21	213
ou, ow	28	220
kn, wr, mb	28	228
3 Letter Blends	32	236


28. LOOKALIKE WORDS

These “Lookalike Words” cards will make sure that your students aren’t just guessing words by looking at the first phoneme. This activity requires students to read all the phonemes in a word to discover the correct word. Over 800 cards are included in total.


	seal	set	seat
	seat	sea	


	seat	sea	seal
	sell	seal	


	leash	leak	leaf
	leaf	leap	


	pea	peach	peach
	peat	peal	


LOOKALIKE WORDS


	cab	can	cab
	cat	cub	

	hat	ham	hat
	had	hit	


	rot	rap	rat
	ran	rat	

	vin	vaz	van
	van	vat	


	seal	set	seat
	seat	sea	


	seat	sea	seat
	sell	seal	


	leash	leak	leaf
	leaf	leap	


	pea	peach	peach
	peat	peal	


VARIOUS SOUNDS INCLUDED


	shell	shad	_____
	shed	shod	shed


	bot	boa	_____
	bat	boat	boat

	shin	ship	_____
	shop	shap	ship

	toad	tod	_____
	tad	toan	toad

	cash	cap	_____
	cush	cat	cash

	cot	cat	_____
	coat	coal	coat

	shull	shen	_____
	shell	shall	shell

	goaf	goat	_____
	got	goal	goat

R-Contr:
or



CVC
Short a

CVC
Short e



Vowel Teams
ow

Vowel Teams
ea



Digraphs
sh

CVC
Short u



Vowel Teams
oa

CVC
Short i



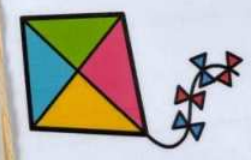
Vowel Teams
ee

Digraphs
ck



R-Contr
ar

Magic E
i_e



R-Contr
i

800+ CARDS

CVC Words

FLSZ

Digraphs

Blends

Magic E

Soft C & G

-y & -y

Trigraphs

R-Controlled

Vowel Teams

Diphthongs

And More!

SEQUENTIAL AND SYSTEMATIC SCOPE

Table of Contents - Scope					
CVC: Short a	20	Magic E: e_e	129	Vowel Team: igh	205
CVC: Short i	28	Soft C	131	Vowel Team: oo	208
CVC: Short o	34	Soft G	135	Vowel Team: ew	221
CVC: Short u	39	Trigraph: tch	137	Vowel Team: ui	214
CVC: Short e	44	Trigraph: dge	141	Vowel Team: ue	216
FLSZ	48	-ild, -old, -ind, -olt, -ost	144	oo	218
-all, -oll, -ull	57	-y (/ī/)	149	Diphthong: au	221
Digraph: ck	61	-y (/ē/)	152	Diphthong: aw	224
Digraph: sh	66	-le	156	Diphthong: oi	227
Digraph: th	71	R-Contr: ar	161	Diphthong: oy	230
Digraph: ch	74	R-Contr: or	165	Diphthong: ou	232
Digraph: wh	77	R-Contr: ore	168	Diphthong: ow	235
Digraph: ph	80	R-Contr: er	171	Digraph: kn	238
Digraph: ng	82	R-Contr: ir	174	Digraph: wr	241
nk	85	R-Contr: ur	177	Digraph: mb	244
L Blends	88	R-Contr: w+or	180	3 Letter Blends	246
R Blends	92	Vowel Team: ai	182	qu	250
S Blends	95	Vowel Team: ay	186		
Ending Blends	98	Vowel Team: ee	189		
Magic E: a_e	110	Vowel Team: ea	193		
Magic E: i_e	116	Vowel Team: oa	197		
Magic E: o_e	121	Vowel Team: ow	200		
Magic E: u_e	126	Vowel Team: ie	203		

29. GAME BOARDS

These fun multiplayer game boards are great for small groups!

Students play in pairs and race to see who will reach the end first!

Both a color and black & white version is included. There are 60 game boards included altogether.





Short a

Roll a die and move your token forward to match the number shown. Read the word you have landed on aloud. If you read it incorrectly, move back 2 spaces. If you land on a cross, move back 3 spaces. Whoever reaches the end first wins!

The board game is a circular path of 24 colored circles. The words are arranged in a clockwise spiral starting from the top-left. The words are: tag, jam, X, tan, cap, sat, man, van, cab, X, lab, had, sad, bag, cat, rag, X, lad, dad, mad, map, bat, ram, bad, pan, rat, can, pat, mat, wag, X, X, X. A mouse token is positioned on the 'Finish' circle, which is the 12th circle in the path. A cat token is positioned on the 'Start' circle, which is the 1st circle in the path.

Start

Finish

Words on the board: tag, jam, X, tan, cap, sat, man, van, cab, X, lab, had, sad, bag, cat, rag, X, lad, dad, mad, map, bat, ram, bad, pan, rat, can, pat, mat, wag, X, X, X.

PHONICS GAME BOARDS

VARIOUS SOUNDS INCLUDED



FLSZ

Roll a die and move your token forward to match the number shown. Read the word you have landed on aloud. If you read it incorrectly, move back 2 spaces. If you land on a cross, move back 3 spaces. Whoever reaches the end first wins!

Start

Finish

Words on board: yell, dull, toss, miss, dill, bell, fill, fuss, fizz, hill, kiss, pill, off, hiss, buzz, buff, fill, hiss, buzz, buff, tell, cuff, sell, mill, less

A hand is shown rolling a white die on the game board. The die is currently on the 'buzz' space.

th

Roll a die and move your token forward to match the number shown. Read the word you have landed on aloud. If you read it incorrectly, move back 2 spaces. If you land on a cross, move back 3 spaces. Whoever reaches the end first wins!

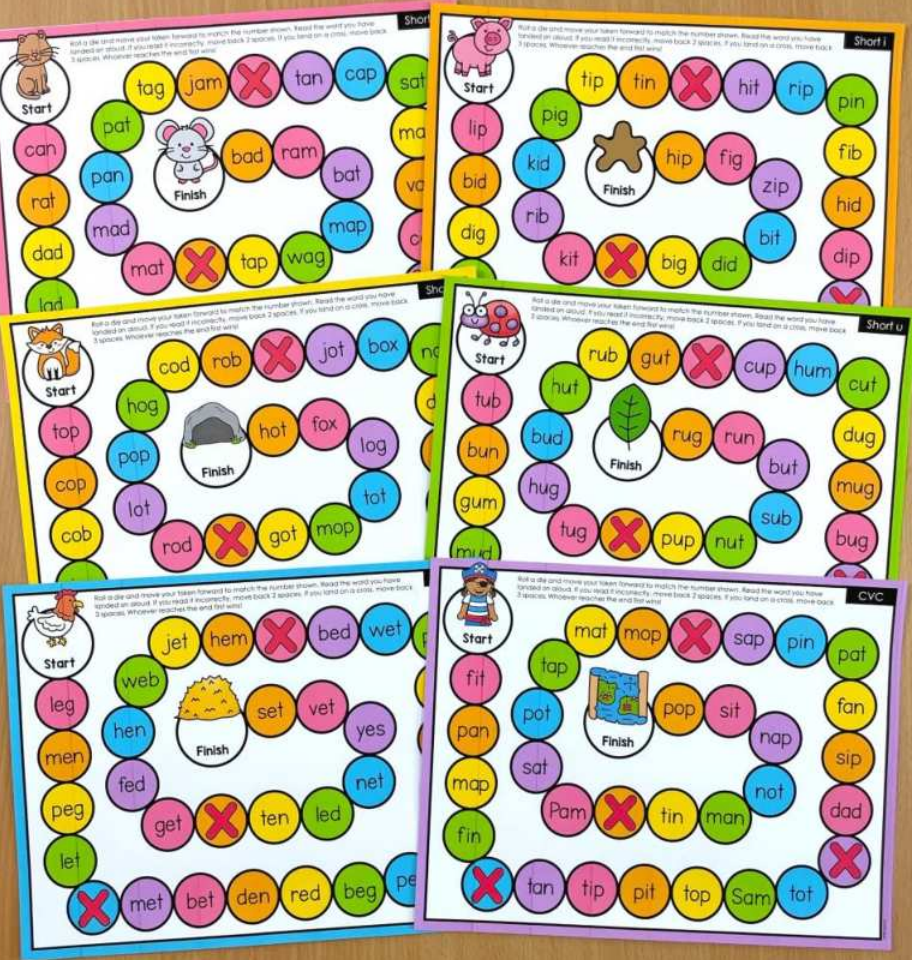
Start

Finish


Words on board: bath, thin, cloth, thud, bath, math, thin, cloth, broth, path, cloth, moth, path, sloth, Beth, thud, throb, thin, moth, thud, math, bath, math, sloth

A hand is shown moving a red token on the game board. The token is currently on the 'sloth' space.

OPTIONS INCLUDED



COLOR



B&W


Table of Contents - Scope

CVC: Short a	6	L Blends	28	-y (/ē/)	45	Diphthongs	62
CVC: Short i	7	R Blends	29	-le	46	Digraph: kn, wr, mb	63
CVC: Short o	8	S Blends	30	R-Contr: ar	47	3 Letter Blends	64
CVC: Short u	9	Beginning Blends	31	R-Contr: or	48	qu	65
CVC: Short e	10	Ending Blends	32	R-Contr: ore	49		
CVC	11-16	Magic E: a_e	33	R-Contr: er, ir, ur	50		
FLSZ	17	Magic E: i_e	34	R-Contr: w+or	51		
-all, -oll, -ull	18	Magic E: o_e	35	Vowel Team: ai, ay	52		
Digraph: ck	19	Magic E: u_e	36	Vowel Team: ee, ea	53		
Digraph: sh	20	Magic E: e_e	37	Vowel Team: oa, ow	54		
Digraph: th	21	Magic E	38	Vowel Team: ie, igh	55		
Digraph: ch	22	Soft C	39	Vowel Team: oo, ew, ui, ue	56		
Digraph: sh, th, ch	23	Soft G	40	Vowel Teams	57		
Digraph: ck, sh, th, ch	24	Trigraph: tch	41	oo	58		
Digraph: wh	25	Trigraph: dge	42	Diphthong: au, aw	59		
Digraph: ng	26	Long VCC: -ild, -ind, -old, -olt, -ost	43	Diphthong: oi, oy	60		
nk	27	-y (/ī/)	44	Diphthong: ou, ow	61		


30. MISSING SOUNDS


This set of over 800 cards will have your students putting their detective caps on to work out the missing sound.


To use, students clip the missing sound that completes the word.





VARIOUS SOUNDS INCLUDED


	a
	e
d _ d	i


	u
	a
v _ n	e


	ir
	er
c _ _	ar


	ar
	er
h _ _ p	ir


	e
	i
h _ t	a


	i
	e
m _ d	a


	ir
	ar
st _ _	er

	ir
	er
b _ _ n	ar


	o
	a
c _ t	u


	a
	e
b _ t	i


	er
	ir
p _ _ k	ar


	ir
	er
sh _ _ k	ar


VARIOUS SOUNDS INCLUDED


	th
	ch
_ _ ut	sh


	sh
	ss
_ _ ip	th


	ay
	ee
_ _ t	ea


	ee
	ea
t _ _	ai

	ck
	s
_ _ ed	sh


	ss
	sh
ca _ _	hh


	ay
	ee
l _ _ f	ea

	ee
	ea
t _ _ m	ai

	th
	ch
_ _ ell	sh

	sh
	th
wi _ _	ch

	ee
	ea
s _ _ l	ai

	ay
	ee
p _ _ ch	ea



800+ CARDS

CVC Words

FLSZ

Digraphs

Blends

Magic E

Soft C & G

-y & -y

Trigraphs

R-Controlled

Vowel Teams

Diphthongs

And More!

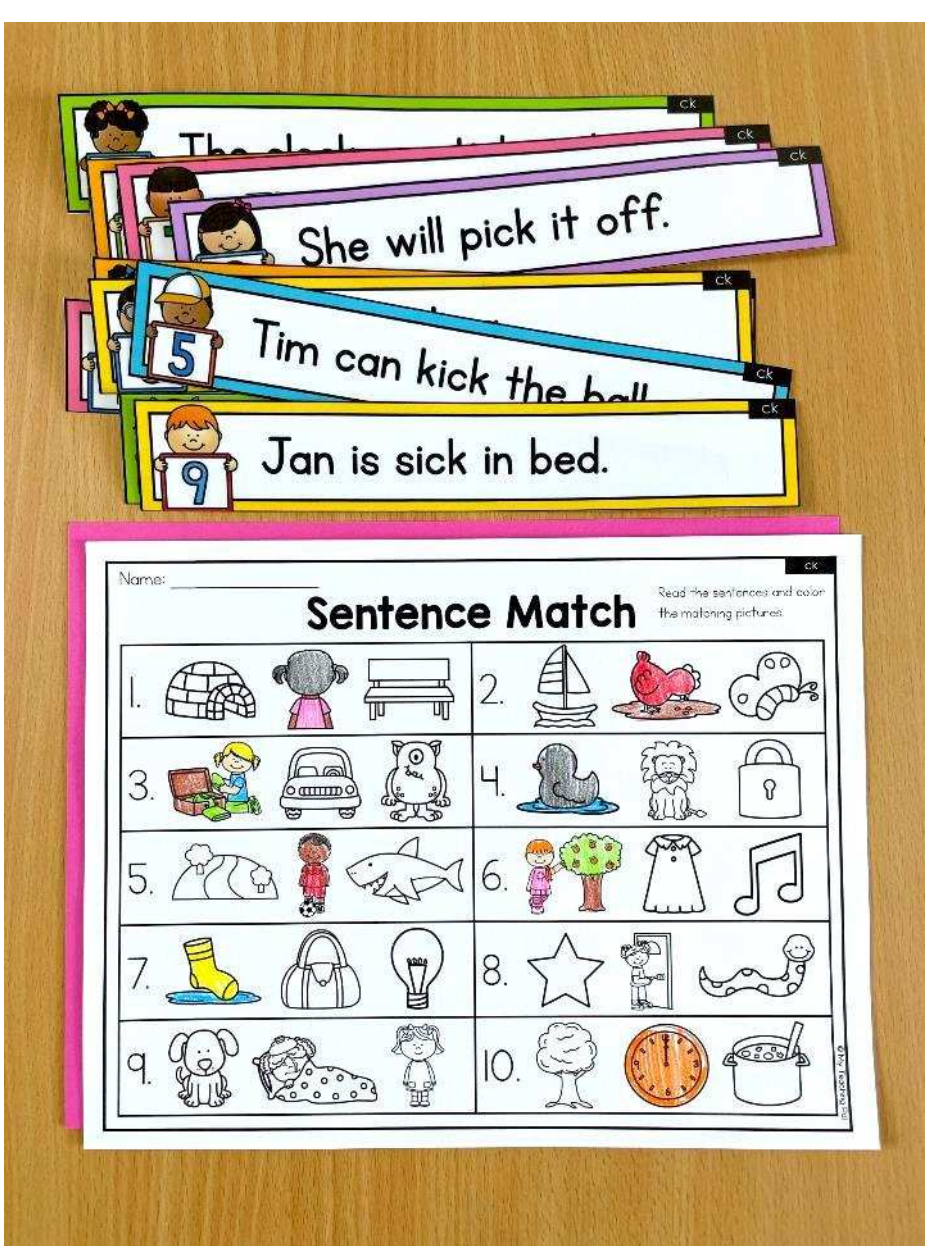
Table of Contents - Scope

CVC: Short a	22	R Blends	111	R-Contr: or	196	Vowel Team: ue	255
CVC: Short i	32	S Blends	115	R-Contr: ore	200	oo	257
CVC: Short o	40	Ending Blends	119	R-Contr: er	203	Diphthong: au	260
CVC: Short u	46	Magic E: a_e	132	R-Contr: ir	207	Diphthong: aw	263
CVC: Short e	52	Magic E: i_e	139	R-Contr: ur	210	Diphthong: oi	267
FLSZ	58	Magic E: o_e	145	R-Contr: w+or	213	Diphthong: oy	270
-all, -oll, -ull	70	Magic E: u_e	151	Vowel Team: ai	215	Diphthong: ou	272
Digraph: ck	74	Magic E: e_e	155	Vowel Team: ay	219	Diphthong: ow	275
Digraph: sh	80	Soft C	157	Vowel Team: ee	222	Digraph: kn	278
Digraph: th	85	Soft G	161	Vowel Team: ea	227	Digraph: wr	281
Digraph: th	87	Trigraph: tch	164	Vowel Team: oa	232	Digraph: mb	284
Digraph: ch	90	Trigraph: dge	169	Vowel Team: ow	236	3 Letter Blends	286
Digraph: wh	94	-ild, -ind, -old, -olt, -ost	173	Vowel Team: ie	240	Bonus: qu	294
Digraph: ph	97	-y (/ī/)	178	Vowel Team: igh	242		
Digraph: ng	99	-y (/ē/)	181	Vowel Team: oo	245		
nk	103	-le	186	Vowel Team: ew	249		
L Blends	107	R-Contr: ar	191	Vowel Team: ui	253		

31. READ THE ROOM

This huge set of read the room centers will get your students reading decodable sentences in an active and engaging way! Hang the cards around the room and provide students with a clipboard and worksheet. Students walk around the room, read the decodable sentences and color the matching picture in each set.

There are 50 different phonics skills included.



READ THE ROOM CENTER

Short a

Short a

Short a

I sat on the mat

8



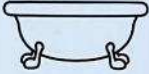













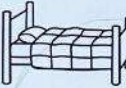













A can is in the pan.

Name: _____

Short a

Sentence Match

Read the sentences and color the matching pictures.

1.				2.			
3.				4.			
5.				6.			
7.				8.			
9.				10.			

© My Teaching Pal

10

2

I had a nap.

pan.

Cam is mad at Pam.

Short a

Short a

VARIOUS SOUNDS INCLUDED

7 The m

8 A can is in the pan.

10 Cam is mad at Pam.





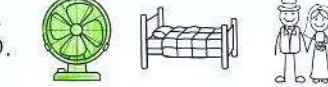
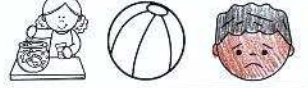


5 Tim can kick the ball

9 Jan is sick in bed.

Name: _____

Sentence Match

Read the sentences and color the matching pictures.

1. 	2. 
3. 	4. 
5. 	6. 
7. 	8. 
9. 	10. 

Name: _____

Sentence Match

Read the sentences and color the matching pictures.

1. 	2. 
3. 	4. 
5. 	6. 
7. 	8. 
9. 	10. 

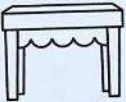

















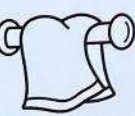











3 The dog has a th

5 I go up the path.

Name: _____

Sentence Match

Read the sentences and color the matching pictures.

1.   	2.   
3.   	  
5.   	  
7.   	8.   
9.   	10.   

© 2013 Teaching with a Mountain View

50 CENTERS INCLUDED

CVC Words
FLSZ

Digraphs
Blends

Magic E
Soft C & G

-y & -y

Trigraphs

R-Controlled

Vowel Teams

Diphthongs

And More!

Table of Contents - Scope

CVC: Short a	5	R Blends	56	R-Contr: or/ore	107
CVC: Short i	8	S Blends	59	R-Contr: er/ir/ur	110
CVC: Short o	11	Ending Blends	62	Vowel Team: ai/ay	113
CVC: Short u	14	Magic E: a_e	65	Vowel Team: ee/ea	116
CVC: Short e	17	Magic E: i_e	68	Vowel Team: oa/ow	119
CVC	20	Magic E: o_e	71	Vowel Team: ie/igh	122
FLSZ	23	Magic E: u_e	74	Vowel Team: oo/ew/ui/ue	125
-all, -oll, -ull	26	Magic E	77	oo	128
Digraph: ck	29	Soft C	80	Diphthong: au/au	131
Digraph: sh	32	Soft G	83	Diphthong: oi/oy	134
Digraph: th	35	Trigraph: tch	86	Diphthong: ou/ow	137
Digraph: th	38	Trigraph: dge	89	Digraph: kn	140
Digraph: ch	41	Long VCC: -ild, -ind, -old, -olt, -ost	92	Digraph: wr	143
Digraph: wh	44	-y (/ī/)	95	Digraph: mb	146
Digraph: ng	47	-y (/ē/)	98	3 Letter Blends	149
nk	50	-le	101	Bonus: Qu	152
L Blends	53	R-Contr: ar	104		

32. SOUND SORTS

Get your students differentiating between sounds with these sound sorts. To play, students sort the pictures under the correct sounds. Alternatively, you can attach the labels to small containers and have students sort the picture cards into the containers.

85 different sounds are included.



SOUND SORTS


Aa




Bb



Cc



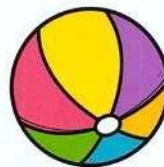
_lligator



_pple



_ird



_all



_arrot



_ake

2+3=

_dd



_stronaut



_ed



_at



_ane



_ar




_xe



_ct



_ear



_anana



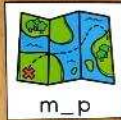
_ow




_amera

VARIOUS SOUNDS INCLUDED


Short **a** 




m_p



h_t



b_t



b_g




c_t

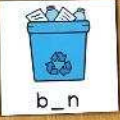


c_b

Short **i** 



p_g



b_n



z_p



l_p

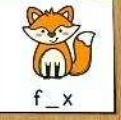


s_x



f_n

Short **o** 



f_x



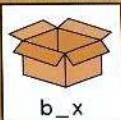
l_g



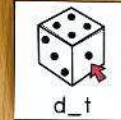
d_g



r_b



b_x




d_t

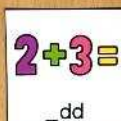
Aa 



_lligator



_pple



_dd



_stronaut



_xe

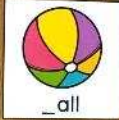


_ct


Bb 



_ird



_all



_ed




_at

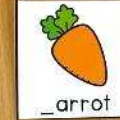


_ear



_anana

Cc 



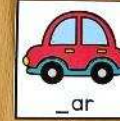
_arrot



_ake



_ane



_ar



_ow




_amera

Short **u** 



j_g



c_p




t_b



b_g



h_t




s_n

Short **e** 




n_t



b_d



j_t



r_d



h_n



m_n

Ee 




_lephant



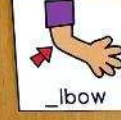
_ercise



_cho



_gg



_lbow



_dge

Dd 



_oor



_inosaur



_onut



_uck




_olphin



_og

Ff 



_ence




_ire



_ork



_ish




_an




_ive

VARIOUS SOUNDS INCLUDED


ar 



er 



or 



ir 




ch 




th 



ck 



sh 



85 SOUNDS

Alphabet
CVC Words

FLSZ

Digraphs

Blends

Magic E

Soft C & G

-y & -y

Trigraphs

R-Controlled

Vowel Teams

Diphthongs

And More!







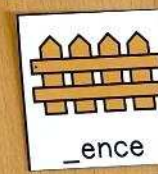
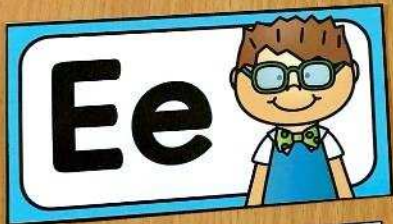


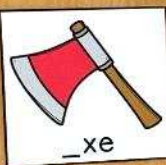
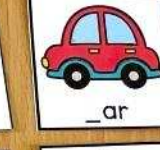

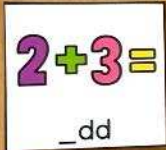



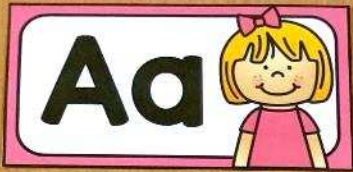


Table of Contents

Alphabet: Aa	7	Alphabet: Rr	24	Digraph: sh	55	-ild, -ind, -old, -olt, -ost	93
Alphabet: Bb	8	Alphabet: Ss	25	Digraph: th	57	-y (/ī/)	97
Alphabet: Cc	9	Alphabet: Tt	26	Digraph: ch	59	-y (/ē/)	98
Alphabet: Dd	10	Alphabet: Uu	27	Digraph: wh	61	-le	100
Alphabet: Ee	11	Alphabet: Vv	28	Digraph: ph	62	R-Contr: ar	102
Alphabet: Ff	12	Alphabet: Ww	29	Digraph: ng	63	R-Contr: or	104
Alphabet: Gg	13	Alphabet: Xx	30	nk	65	R-Contr: ore	106
Alphabet: Hh	14	Alphabet: Yy	31	Beginning Bl.	67	R-Contr: er	107
Alphabet: Ii	15	Alphabet: Zz	32	Magic E: a_e	76	R-Contr: ir	109
Alphabet: Jj	16	CVC: Short a	33	Magic E: i_e	78	R-Contr: ur	111
Alphabet: Kk	17	CVC: Short i	36	Magic E: o_e	80	R-Contr: w+or	113
Alphabet: Ll	18	CVC: Short o	39	Magic E: u_e	82	Vowel Team: ai	114
Alphabet: Mm	19	CVC: Short u	42	Magic E: e_e	84	Vowel Team: ay	116
Alphabet: Nn	20	CVC: Short e	44	Soft C	85	Vowel Team: ee	118
Alphabet: Oo	21	FLSZ	46	Soft G	87	Vowel Team: ea	120
Alphabet: Pp	22	-all, -oll, -ull	50	Trigraph: tch	89	Vowel Team: oa	122
Alphabet: Qu	23	Digraph: ck	53	Trigraph: dge	91	Vowel Team: ow	124

Table of Contents

Vowel Team: ie	126						
Vowel Team: igh	127						
Vowel Team: oo	129						
Vowel Team: ew	131						
Vowel Team: ui	133						
Vowel Team: ue	134						
oo	135						
Diphthong: au	136						
Diphthong: aw	137						
Diphthong: oi	139						
Diphthong: oy	141						
Diphthong: ou	142						
Diphthong: ow	144						
Digraph: kn	146						
Digraph: wr	148						
Digraph: mb	150						
3 Letter Blends	151						