


# HUGE BLENDING BUNDLE




Name: \_\_\_\_\_ **Word Pyramids** **Short a**

Blend and read the words. Then, color the matching picture.

b b a b a g	d d a d a d	m m a m a t
-------------------	-------------------	-------------------



c c a c a p	s s a s a t	j j a j a m
-------------------	-------------------	-------------------




Name: \_\_\_\_\_ **Word Pyramids** **ch**

Blend and read the words. Then, color the matching picture.

ch ch a ch a t	ch ch i ch i p	ch ch o ch o p
----------------------	----------------------	----------------------



ch ch i ch i n	r r i r i ch	i i n i n ch
----------------------	--------------------	--------------------



# 120 PAGES INCLUDED

## Name: \_\_\_\_\_ Word Pyramids a.e

Blend and read the words. Then, color the matching picture.


c  
c a  
c a k e

r  
r a  
r a k e



l  
l a  
l a k e

s  
s a  
s a




## Name: \_\_\_\_\_ Word Pyramids Nasalized A

Blend and read the words. Then, color the matching picture.

r  
r a  
r a n

f  
f a  
f a n

v  
v a  
v a n



c  
c a  
c a n

r  
r a  
r a m

h  
h a  
h a m




## Name: \_\_\_\_\_ Word Pyramids ai

Blend and read the words. Then, color the matching picture.

p  
p a i  
p a i d

s  
s a i  
s a i l



r  
r a i  
r a i n

t  
t a i  
t a i l



# COVERS VARIOUS

## SOUNDS

CVC

Blends

FLSZ

Digraphs

Magic E

Soft C & G

Trigraphs

-y & -y

R-Control. Vowels

Vowel Teams

Diphthongs

And More!



# BLENDING WORKSHEETS

120 PAGES

Name: \_\_\_\_\_ **Word Pyramids** sh

Stand and read the words. Then color the matching picture.

sh	sh	
sh i	sh e	
sh e d	sh e d	

f i sh

f i sh

f i sh

Name: \_\_\_\_\_ **Word Pyramids** Short a

Stand and read the words. Then color the matching picture.

b	d	m
b a	d a	m a
b a g	d a d	m a t

c a p

s a t

j a m

c a t

h a t

s u n

g l a s s

j a m

h e l m e t

**A HUGE PHONICS BUNDLE**

# GRAB & GO BUNDLE

- ✓ No Prep
- ✓ Science of Reading Aligned Scope
- ✓ Reading Practice
- ✓ Various Sounds Included



Two worksheets titled "Word Pyramids" are shown on a wooden surface. Each worksheet has a "Name: \_\_\_\_\_" line at the top. The left worksheet is titled "Word Pyramids" and the right one is titled "Word Pyramids Short a".

The left worksheet contains three columns of word pyramids. The first column has the words "ch", "ch a", and "ch a t" with arrows pointing right below them. The second column has "ch", "ch i", and "ch i p" with arrows pointing right below them. The third column has "ch", "ch a", and "ch a t" with arrows pointing right below them. Below the word pyramids are five boxes containing illustrations: two children talking, a treasure chest, a birthday cake, a bag of chips, and a can of soup.

The right worksheet is titled "Word Pyramids Short a" and contains three columns of word pyramids. The first column has "b", "b a", and "b a g" with arrows pointing right below them. The second column has "d", "d a", and "d a d" with arrows pointing right below them. The third column has "m", "m a", and "m a t" with arrows pointing right below them. Below the word pyramids are six boxes containing illustrations: a baseball bat, a pink shopping bag, a family of three, a slice of watermelon, a yellow door with a "Welcome" sign, and a man's face.

A hand is pointing to the letter 'a' in the second column of the right worksheet.

# SEQUENTIAL & SYSTEMATIC SCOPE

## Table of Contents – Scope

CVC	9-26	nk	53
Short a	27	Digraphs Review 2	54
Nasalized a	28	a_e	55
Short a Advanced	29	i_e	56
Short i	30	o_e	57
Short i Advanced	31	VCe Review 1, e_e	58
Short o	32	u_e	59
Short o Advanced	33	VCe Review 2	60
Short A, I, O Review	34	Soft C (_ce)	61
Short A, I, O Advanced Review	35	Soft G (_ge)	62
Short u	36	VCe Review 3 & Exceptions	63
Short u Advanced	37	-es	64
Short e	38	-ed	65
Short e Advanced	39	-ing	66
Short Vowels Review	40	Compound Words	67
Short Vowels Advanced Review 1	41	Closed/Closed	68
Short Vowels Advanced Review 2	42	Open/Closed	69
FLSZ	43	tch	70
-all, -oll, -ull	44	dge	71
Digraph: ck	45	tch, dge Review	72
Digraph: sh	46	Long VCC	73
Digraph: th (voiced)	47	-y (/i/)	74
Digraph: th (unvoiced)	48	-y (/ê/)	75
Digraph: ch	49	-le	76
Digraphs Review 1	50	Ending Patterns Review	77
Digraphs: wh & ph	51	R-Contr: ar	78
Digraph: ng	52	R-Contr: or, ore	79

## Table of Contents - Scope












R-Contr: ar & or, ore Review	82	Ending Blends	129
R-Contr: er	83	ee, ea	131
R-Contr: ir, ur	84	oa, ow	132
R-Contr: Spelling /er/	86	oo	133
R-Controlled Vowels Review	87	au, aw	134
Vowel Teams: ai, ay	88	qu	135
Vowel Teams: ee, ea, ey	91		
Vowel Teams: oa, ow, oe	95		
Vowel Teams: ie, igh	98		
Vowel Team Review 1	101		
oo, u	102		
Vowel Teams: oo	103		
Vowel Teams: ew, ui, ue	104		
Vowel Teams Review 2	108		
Diph: au, aw, augh	110		
ea, a	113		
Diph: oi, oy	114		
Diph: ou, ow	117		
Vowel Teams & Diphthongs Review	120		
Silent Letters: kn, wr, mb	121		
<b>Alternative Versions</b>			
L Blends	126		
R Blends	127		
S Blends	128		

**SOR  
ALIGNED**


# A COMPLETE PHONICS SET













Name: \_\_\_\_\_ **Word Pyramids ng**

 Blend and read the words. Then, color the matching picture.

s • s i • • s i n g • • • →	h • h a • • h a n g • • • →	b • b a • • b a n g • • • →
 	  	
r • r i • • r i n g • • • →	w • w i • • w i n g • • • →	k • k i • • k i n g • • • →
 	 	 

Name: \_\_\_\_\_ **Word Pyramids ee**

 Blend and read the words. Then, color the matching picture.


f • f ee • • f ee t • • • →	s • s ee • • s ee d • • • →	w • w ee • • w ee d • • • →
 	 	 
b • b ee • • b ee p • • • →	t • t r • • t r ee • • • →	sh • sh ee • • sh ee p • • • →
 	 	 













# INSTRUCTIONS

Name: \_\_\_\_\_

## Word Pyramids

Short a

 Blend and read the words. Then, color the matching picture.

b • b a • • b a g • • • →	d • d a • • d a d • • • →	m • m a • • m a t • • • →
 	 	 
c • c a • • c a p • • • →	s • s a • • s a t • • • →	j • j a • • j a m • • • →
 	 	 

Phonics skill

1. Beginning at the top line, students tap the dots and read the sounds.

2. Students swipe the arrow with their finger and read the whole word.

3. Students color the picture that matches the word.