







HUGE WORD LADDERS BUNDLE

Name: _____

Short u

Word Ladders

Begin at the bottom of the ladder and write the word that matches the picture. Climb the ladder by changing or adding at least one sound each time you step up.

- 
mug
- 
bug
- 
jug
- 
rug
- 
run
- 
sun







© 2014, TeachingWithAMountainView.com

Name: _____

a_e

Word Ladders

Begin at the bottom of the ladder and write the word that matches the picture. Climb the ladder by changing or adding at least one sound each time you step up.

- 
rake
- 
lake
- 
cake
- 
cane
- 
cape
- 
tape

© 2014, TeachingWithAMountainView.com

99 PAGES INCLUDED

Name: _____

Word Ladders

a_e

Begin at the bottom of the ladder and write the word that matches the picture. Climb the ladder by changing or adding at least one sound each time.

6.



5.



4.



3.



2.



1.




Name: _____

Word Ladders

Short
a

Begin at the bottom of the ladder and write the word that matches the picture. Climb the ladder by changing or adding at least one sound each time you step up.

6.



5.



4.



3.



2.



1.




Name: _____

Word Ladders

ck

Begin at the bottom of the ladder and write the word that matches the picture. Climb the ladder by changing or adding at least one sound each time you step up.



COVERS VARIOUS

SOUNDS

CVC

Blends

FLSZ

Digraphs

Magic E

Soft C & G

Trigraphs

-y & -y

R-Control. Vowels

Vowel Teams

Diphthongs

And More!



WORD LADDERS

WORKSHEETS

99 PAGES

ck

Short a

A HUGE PHONICS BUNDLE

GRAB & GO BUNDLE



No Prep



Science of Reading Aligned Scope



Phonological Awareness Practice



Various Sounds Included



Two worksheets for "Word Ladders" are shown, one for the sound 'a.e' and one for 'Short u'.

Worksheet 1: a.e

Name: _____

Word Ladders

Begin at the bottom of the ladder and write the word that matches the picture. Climb the ladder by changing or adding at least one sound each time you step up.

-  rake
-  lake
-  cake
-  cane
-  cape
-  tape

Worksheet 2: Short u

Name: _____

Word Ladders

Begin at the bottom of the ladder and write the word that matches the picture. Climb the ladder by changing or adding at least one sound each time you step up.

-  mug
-  bug
-  jug
-  rug
-  run
-  sun

SEQUENTIAL & SYSTEMATIC SCOPE

Table of Contents - Scope

Short a	12	VCe Review 1, e_e	55	Diph: au, aw, augh	95
Nasalized a	14	u_e	56	ea, a	98
Short a Advanced	15	VCe Review 2	57	Diph: oi, oy	99
Short i	16	Soft C (-ce)	58	Diph: ou, ow	102
Short i Advanced	18	Soft G (-ge)	59	Vowel Teams & Diphthongs Review	103
Short o	19	VCe Review 3 & Exceptions	60	Silent Letters: kn, wr, mb	104
Short o Advanced	21	tch	62		
Short A, I, O Review	22	dge	63		
Short A, I, O Advanced Review	23	tch, dge Review	64		
Short u	24	Long VCC	65		
Short u Advanced	26	-y (/ī/)	66		
Short e	27	-y (/ē/)	67		
Short e Advanced	29	-le	68		
Short Vowels Review	30	R-Contr: ar	69		
Short Vowels Advanced Review 1	36	R-Contr: or, ore	70		
Short Vowels Advanced Review 2	37	R-Contr: ar & or, ore Review	71		
FLSZ	38	R-Contr: er	72	Alternate Versions	
-all, -oll, -ull	40	R-Contr: ir, ur	73	L Blends	108
Digraph: ck	41	R-Contr: Spelling /er/	75	R Blends	109
Digraph: sh	43	R-Controlled Vowels Review	76	S Blends	110
Digraph: th (unvoiced)	45	Vowel Teams: ai, ay	77	Ending Blends	111
Digraph: ch	47	Vowel Teams: ee, ea, ey	80	ee, ea	112
Digraphs Review 1	48	Vowel Teams: oa, ow, oe	84	oa, ow	115
Digraph: ng	49	Vowel Teams: ie, igh	87	oo	118
nk	50	Vowel Teams Review 1	90	au, aw	119
Digraphs Review 2	51	oo, u	91		
a_e	52	Vowel Teams: oo	92	Australian & UK Spelling Alternatives	
i_e	53	Vowel Teams: ew, ui, ue	93	Alternative Spelling	123
o_e	54	Vowel Teams Review 2	94		

**SOR
ALIGNED**







A COMPLETE PHONICS SET

Name: _____

Short Vowels Review

Word Ladders

Begin at the bottom of the ladder and write the word that matches the picture. Climb the ladder by changing or adding at least one sound each time you step up.

- 
- 
- 
- 
- 
- 







© 2014 Teaching with a Mountain View

Name: _____

ng

Word Ladders

Begin at the bottom of the ladder and write the word that matches the picture. Climb the ladder by changing or adding at least one sound each time you step up.

- 
- 
- 
- 
- 
- 

© 2014 Teaching with a Mountain View


THERE ARE 2 OPTIONS INCLUDED


Name: _____


Short a


Word Ladders


Begin at the bottom of the ladder and write the word that matches the picture. Climb the ladder by changing or adding at least one sound each time you step up.


6. 


5. 

4. 

3. 

2. 

1. 



© 2014 Scholastic Teaching Resources


FULL PAGE


Name: _____


Short a


Word Ladders


Begin at the bottom of the ladder and write the word that matches the picture. Climb the ladder by changing or adding at least one sound each time you step up.


6. 

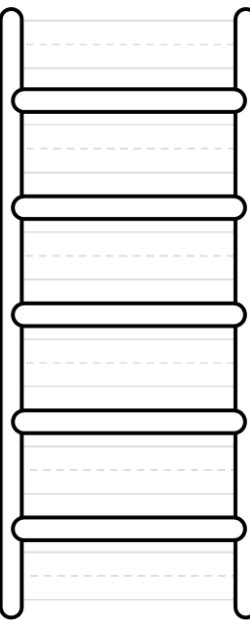
5. 

4. 

3. 

2. 

1. 



© 2014 Scholastic Teaching Resources


HALF PAGE


Name: _____


Short a


Word Ladders


Begin at the bottom of the ladder and write the word that matches the picture. Climb the ladder by changing or adding at least one sound each time you step up.


6. 

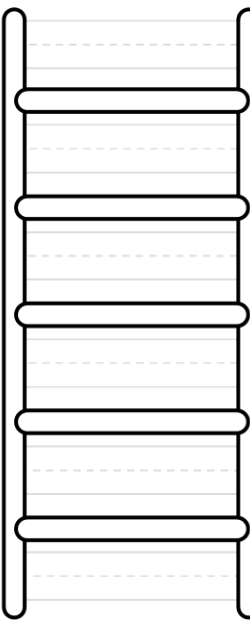
5. 

4. 

3. 

2. 

1. 



© 2014 Scholastic Teaching Resources







INSTRUCTIONS

Name: _____

Short
a

Word Ladders

Begin at the bottom of the ladder and write the word that matches the picture. Climb the ladder by changing or adding at least one sound each time you step up.

6.		cat
5.		rat
4.		mat
3.		map
2.		cap
1.		cab

Phonics skill

2. Students move onto the next word and change, add or delete sounds to form a new word.

1. Students start at the bottom and write the first word