

# HUGE PHONICS PUZZLE BUNDLE

Name: \_\_\_\_\_

**Short o**

## Mystery Picture





		
		
		

Name: \_\_\_\_\_

**ou, ow**

## Mystery Picture



# GRAB & GO BUNDLE

- ✓ No Prep
- ✓ Science of Reading Aligned Scope
- ✓ Reading Practice
- ✓ Various Sounds Included

Name: \_\_\_\_\_

**Short o**


## Mystery Picture

 pot	 cob	 rod
 sob	 dog	 fog
 fox	 hot	

Name: \_\_\_\_\_

**ou, ow**

## Mystery Picture

 mouse	 house	 clown
 crown	 cow	 owl
 couch	 shout	 cloud

# 117 PAGES INCLUDED

Name: \_\_\_\_\_


FLSZ

## Mystery Picture



Read the words on the puzzle pieces and paste them onto the matching image to reveal the mystery picture.


off bill



Name: \_\_\_\_\_

OO

## Mystery Picture




Read the words on the puzzle pieces and paste them onto the matching image to reveal the mystery picture.





Name: \_\_\_\_\_

CVC

## Mystery Picture



Read the words on the puzzle pieces and paste them onto the matching image to reveal the mystery picture.



# COVERS VARIOUS

# SOUNDS

CVC

Blends

FLSZ

Digraphs

Magic E

Soft C & G

Trigraphs

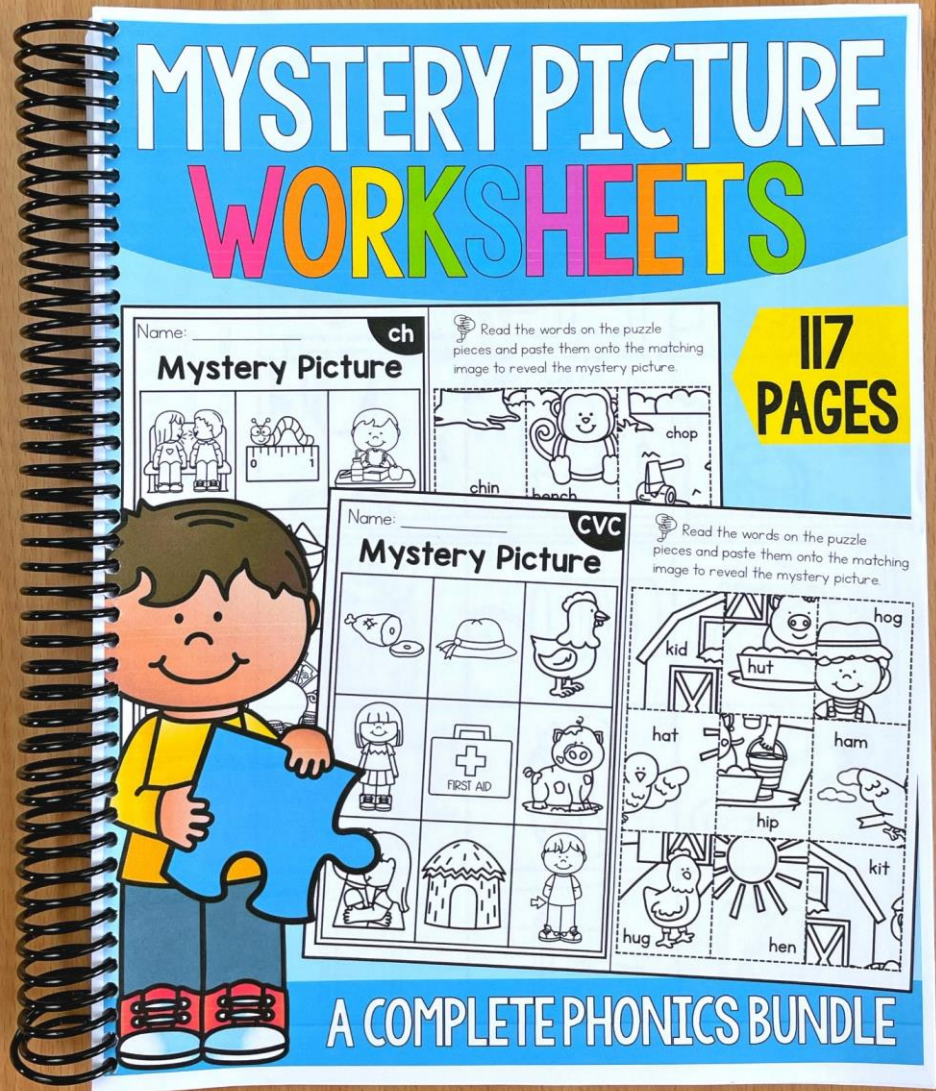
-y & -y

R-Control. Vowels

Vowel Teams

Diphthongs

And More!



# SEQUENTIAL & SYSTEMATIC SCOPE

Table of Contents - Scope

CVC	8-17	i_e	46	Vowel Teams: ai, ay	75
Short a	18	o_e	47	Vowel Teams: ee, ea, ey	76
Nasalized a	19	VCe Review 1, e_e	48	Vowel Teams: oa, ow, oe	77
Short a Advanced	20	u_e	49	Vowel Teams: ie, igh	78
Short i	21	VCe Review 2	50	Vowel Teams Review 1	79
Short i Advanced	22	Soft C (-ce)	51	oo, u	80
Short o	23	Soft G (-ge)	52	Vowel Teams: oo	81
Short o Advanced	24	VCe Review 3 & Exceptions	53	Vowel Teams: ew, ui, ue	82
Short A, I, O Review	25	-es	54	Vowel Teams Review 2	83-84
Short A, I, O Advanced Review	26	-ed	55	Diph: au, aw, augh	85
Short u	27	-ing	56	ea, a	86
Short u Advanced	28	Compound Words	57	Diph: oi, oy	87
Short e	29	Closed/Closed	58	Diph: ou, ow	88
Short e Advanced	30	Open/Closed	59	Vowel Teams & Diphthongs Review	89
Short Vowels Review	31	tch	60	Silent Letters: kn, wr, mb	90
Short Vowels Advanced Review 1	32	dge	61	-s/-es	91
Short Vowels Advanced Review 2	33	tch, dge Review	62	-er/-est	92
FLSZ	34	Long VCC	63	-ly	93
-all, -oll, -ull	35	-y (/ī/)	64	-less, -ful	94
Digraph: ck	36	-y (/ē/)	65	un-	95
Digraph: sh	37	-le	66	pre-, re-	96
Digraph: th (unvoiced)	38	Ending Patterns Review	67	dis-	97
Digraph: ch	39	R-Contr: ar	68	Affixes Review 1	98
Digraphs Review 1	40	R-Contr: or, ore	69	Doubling Rule -ed, -ing	99
Digraphs: wh & ph	41	R-Contr: ar & or, ore Review	70	Doubling Rule -er, -est	100
Digraph: ng	42	R-Contr: er	71	Drop -e Rule	101
nk	43	R-Contr: ir, ur	72	-y to -	
Digraphs Review 2	44	R-Contr: Spelling /er/	73	-ar	
a_e	45	R-Controlled Vowels Review	74	air, a	

**SOR ALIGNED**

# SEQUENTIAL & SYSTEMATIC SCOPE

Table of Contents - Scope					
ear	105				
ei, ey, eigh, aigh, ea	106	Australian & UK Spelling Alternatives			
ew, eu, ue, ou	107	Alternative Spelling	131		
ough	108				
Signal Vowels c /s/ & g /j/	109				
ch, gn, gh, silent t	110				
-sion, -fion	111				
-ture	112				
-er, -or, -ist	113				
-ish	114				
-y	115				
-ness	116				
-ment	117				
-able, -ible	118				
uni-, bi-, tri-	119				
Affixes Review 2	120				
<b>Alternate Versions</b>					
L Blends	122				
R Blends	123				
S Blends	124				
Ending Blends	125				
ee, ea	126				
oa, ow	127				
oo	128				
au, aw	129				

**SOR ALIGNED**

# A COMPLETE PHONICS SET




Name: \_\_\_\_\_

**CVC**

## Mystery Picture

Read the words on the puzzle pieces and paste them onto the matching image to reveal the mystery picture.




Name: \_\_\_\_\_

**o\_e**

## Mystery Picture

Read the words on the puzzle pieces and paste them onto the matching image to reveal the mystery picture.




# INSTRUCTIONS

Name: \_\_\_\_\_

Short  
o

## Mystery Picture



 Read the words on the puzzle pieces and paste them onto the matching image to reveal the mystery picture.



3. Students paste the puzzle piece on top of the matching picture.

2. Students read the word on the puzzle piece.

1. Students cut out the puzzle pieces