LABEL THE PICTURE WORKSHEETS



PRINT AND GO WORKSHEETS



27 PAGES

HOW TO USE:

Students cut out the words, read them and then match them to the pictures in the scene.

This activity is great for decodable reading practice and linking words to their meanings.





FOLLOWS A CLEAR PHONICS SCOPE AND SEQUENCE

Table of Contents - Scope

Page	Focus	New Sounds Your Students Must Know	UFLI Alignment
8	CVC	m, a, s, t, p, f, i	Lessons 1-8
9	CVC	n	Lesson 9-10
10	CVC	Nasalized a	Lesson 11
11	CVC	o	Lesson 12
12	CVC	d	Lesson 13
13	CVC	c	Lesson 14
14	CVC	u	Lesson 15
15	CVC	g	Lesson 16
16	CVC	b	Lesson 17
17	CVC	e	Lesson 18
18	CVC	CVC Practice (Review)	Lesson 19
19	CVC	-s /s/	Lesson 20
20	CVC	-s /z/	Lesson 21
21	CVC	k, h	Lesson 22-23
22	CVC	r	Lesson 24
23	CVC	l	Lesson 26
24	CVC	w	Lesson 28
25	CVC	j, y	Lesson 29-30
26	CVC	x, v, z	Lesson 31, 33, 34
27	Short a	Short a Words (Review)	Lesson 35a
28	Nasalized a	Nasalized a Words (Review)	Lesson 35b
29	Short i	Short i Words (Review)	Lesson 36a
30	Short o	Short o Words (Review)	Lesson 37a
31	Short A, I, O	Short A, I, O Words (Review)	Lesson 38a
32	Short u	Short u Words (Review)	Lesson 39a
33	Short e	Short e Words (Review)	Lesson 40a
34	Short Vowels Review	Short Vowels (Review)	Lesson 41a