MYSTERY PUZZLE WORKSHEETS



PRINT AND GO WORKSHEETS





21 PUZZLES

HOW TO USE:

Students cut out the puzzle pieces, read the words and match them to the correct picture.

Once complete, a mystery picture will be revealed.





FOLLOWS A CLEAR PHONICS SCOPE AND SEQUENCE

Table of Contents - Scope

Page	Focus	New Sounds Your Students Must Know	UFLI Alignment
8	CVC	m, a, s, t, p, f, i, n	Lessons 1-10
10	CVC	Nasalized a, o, d	Lesson 11-13
12	CVC	c, u	Lesson 14-15
14	CVC	g	Lesson 16
16	CVC	b	Lesson 17
18	CVC	e	Lesson 18
20	CVC	CVC Practice (Review)	Lesson 19
22	CVC	-s /s/	Lesson 20
24	CVC	-s /z/	Lesson 21
26	CVC	k, h	Lesson 22-23
28	CVC	r	Lesson 24
30	CVC	l, w	Lesson 26, 28
32	CVC	j, y, x, v, z	Lesson 29, 30, 31, 33, 34
34	Short a	Short a Words (Review)	Lesson 35a
36	Nasalized a	Nasalized a Words (Review)	Lesson 35b
38	Short i	Short i Words (Review)	Lesson 36a
40	Short o	Short o Words (Review)	Lesson 37a
42	Short A, I, O	Short A, I, O Words (Review)	Lesson 38a
44	Short u	Short u Words (Review)	Lesson 39a
46	Short e	Short e Words (Review)	Lesson 40a
48	Short Vowels Review	Short Vowels (Review)	Lesson 41a