SPIN, READ & FIND WORKSHEETS



PRINT AND GO WORKSHEETS



20 PAGES

HOW TO USE:

Students color each tile of the spinner a different color. Then, using a spinner or paperclip and pencil, students spin a word, locate the matching picture and color it to match the spinner tile.



FOLLOWS A CLEAR PHONICS SCOPE AND SEQUENCE

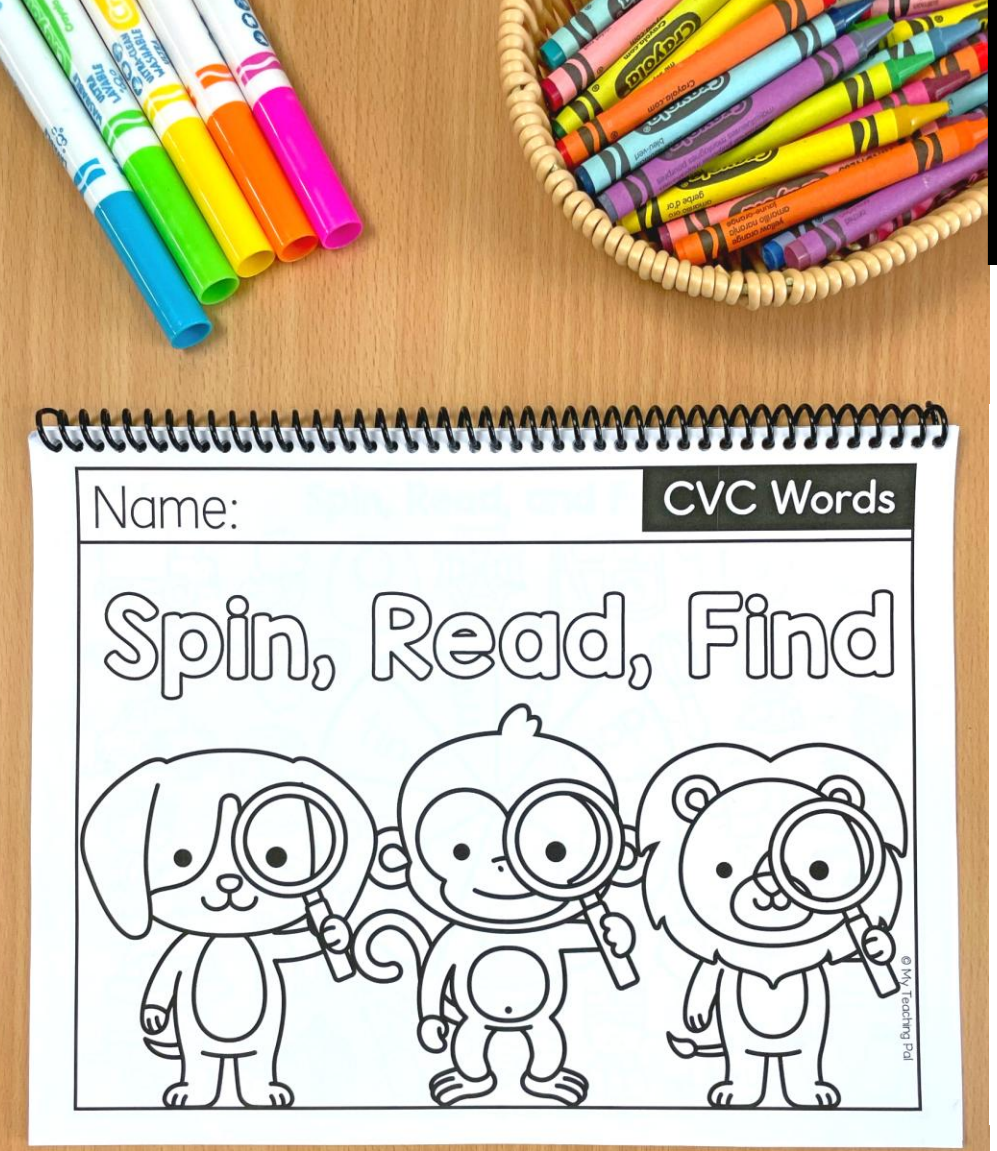

Table of Contents - Scope

Page	Focus	New Sounds Your Students Must Know	UFLI Alignment
8	CVC	m, a, s, t, p, f, i, n	Lessons 1-10
9	CVC	Nasalized a, o	Lesson 11-12
10	CVC	d, c	Lesson 13-14
11	CVC	u, g	Lesson 15-16
12	CVC	b, e	Lesson 17-18
13	CVC	CVC Practice (Review)	Lesson 19
14	CVC	-s /s/, -s /z/	Lesson 20-21
15	CVC	k, h	Lesson 22-23
16	CVC	r	Lesson 24
17	CVC	l	Lesson 26
18	CVC	w, j	Lesson 28-29
19	CVC	y, x, v, z	Lesson 30, 31, 33, 34
20	Short a	Short a Words (Review)	Lesson 35a
21	Nasalized a	Nasalized a Words (Review)	Lesson 35b
22	Short i	Short i Words (Review)	Lesson 36a
23	Short o	Short o Words (Review)	Lesson 37a
24	Short A, I, O	Short A, I, O Words (Review)	Lesson 38a
25	Short u	Short u Words (Review)	Lesson 39a
26	Short e	Short e Words (Review)	Lesson 40a
27	Short Vowels Review	Short Vowels (Review)	Lesson 41a