COLOR BY CODE WORKSHEETS



PRINT AND GO WORKSHEETS



19 PAGES

HOW TO USE:

Students look at the pictures and spell the words.

Next, they find the words in the color by code picture and color the tiles using the color shown on the crayons.



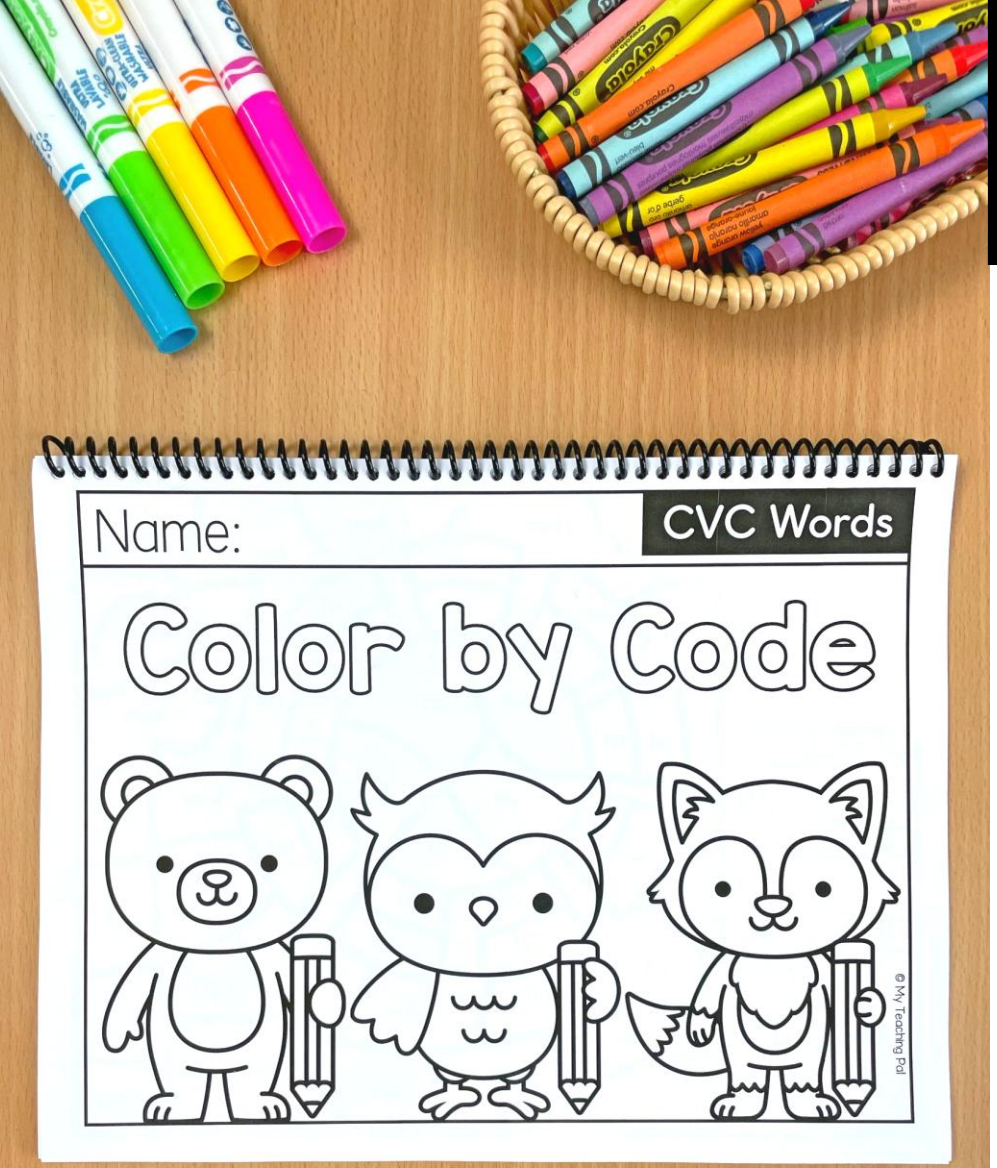

FOLLOWS A CLEAR PHONICS SCOPE AND SEQUENCE

Table of Contents - Scope

Page	Focus	New Sounds Your Students Must Know	UFLI Alignment
8	CVC	m, a, s, t, p, f, i, n	Lessons 1-10
9	CVC	Nasalized a, o	Lesson 11-12
10	CVC	d, c	Lesson 13-14
11	CVC	u, g	Lesson 15-16
12	CVC	b, e	Lesson 17-18
13	CVC	CVC Practice (Review)	Lesson 19
14	CVC	-s /s/, -s /z/	Lesson 20-21
15	CVC	k, h	Lesson 22-23
16	CVC	r, l	Lesson 24, 26
17	CVC	w, j	Lesson 28-29
18	CVC	y, x, v, z	Lesson 30, 31, 33, 34
19	Short a	Short a Words (Review)	Lesson 35a
20	Nasalized a	Nasalized a Words (Review)	Lesson 35b
21	Short i	Short i Words (Review)	Lesson 36a
22	Short o	Short o Words (Review)	Lesson 37a
23	Short A, I, O	Short A, I, O Words (Review)	Lesson 38a
24	Short u	Short u Words (Review)	Lesson 39a
25	Short e	Short e Words (Review)	Lesson 40a
26	Short Vowels Review	Short Vowels (Review)	Lesson 41a