BLEND & COLOR WORKSHEETS





PRINT AND GO WORKSHEETS





27 PAGES

HOW TO USE:

Students tap the letters to say the sounds and read the words. Next, they search for the picture that matches the word and color it in.





FOLLOWS A CLEAR PHONICS SCOPE AND SEQUENCE

Table of Contents - Scope

Page	Focus	New Sounds Your Students Must Know	UFLI Alignment
8	CVC	m, a, s, t, p, f, i, n	Lessons 1-10
9	CVC	Nasalized a, o	Lesson 11-12
10	CVC	d	Lesson 13
11	CVC	c	Lesson 14
12	CVC	u	Lesson 15
13	CVC	g	Lesson 16
14	CVC	b	Lesson 17
15	CVC	e	Lesson 18
16	CVC	CVC Practice (Review)	Lesson 19
17	CVC	-s /s/	Lesson 20
18	CVC	-s /z/	Lesson 21
19	CVC	k, h	Lesson 22-23
20	CVC	r	Lesson 24
21	CVC	l	Lesson 26
22	CVC	w	Lesson 28
23	CVC	j	Lesson 29
24	CVC	y	Lesson 30
25	CVC	x	Lesson 31
26	CVC	v, z	Lesson 33-34
27	Short a	Short a Words (Review)	Lesson 35a
28	Nasalized a	Nasalized a Words (Review)	Lesson 35b
29	Short i	Short i Words (Review)	Lesson 36a
30	Short o	Short o Words (Review)	Lesson 37a
31	Short A, I, O	Short A, I, O Words (Review)	Lesson 38a
32	Short u	Short u Words (Review)	Lesson 39a
33	Short e	Short e Words (Review)	Lesson 40a
34	Short Vowels Review	Short Vowels (Review)	Lesson 41a