ROLL & READ WORKSHEETS



PRINT AND GO WORKSHEETS





32 PAGES

HOW TO USE:

Students roll a dice, find the row and read a sentence from that row. Once they have read that sentence, they color in the tile.

Then, they repeat this until all the tiles have been colored.

Name: **Short a**

Roll and Read



●	Dad has a cap.	The rat is mad.	A bag is on the mat.
● ●	I sat at the lab.	The lad is on the mat.	I pat the cat.
● ● ●	Pat is in the cab.	A cap is on his lap.	He had a map.
● ● ● ●	I nap on the mat.	Dad has a map.	The cat can wag.
● ● ● ● ●	He can pat the rat.	It is sap.	Dad has a bag.
● ● ● ● ● ●	Max is sad!	Nat is at the lab.	The cat can nag.

© My Teaching Pal



FOLLOWS A CLEAR PHONICS SCOPE AND SEQUENCE

Table of Contents - Scope

Page	Focus	New Sounds Your Students Must Know	UFLI Alignment
8	CVC	m, a, s, t, p, f, i	Lessons 1-8
9	CVC	n	Lesson 9
10	CVC	CVC Practice (Review)	Lesson 10
11	CVC	Nasalized a	Lesson 11
12	CVC	o	Lesson 12
13	CVC	d	Lesson 13
14	CVC	c	Lesson 14
15	CVC	u	Lesson 15
16	CVC	g	Lesson 16
17	CVC	b	Lesson 17
18	CVC	e	Lesson 18
19	CVC	CVC Practice (Review)	Lesson 19
20	CVC	-s /s/	Lesson 20
21	CVC	-s /z/	Lesson 21
22	CVC	k	Lesson 22
23	CVC	h	Lesson 23
24	CVC	r	Lesson 24
25	CVC	l	Lesson 26
26	CVC	w	Lesson 28
27	CVC	j	Lesson 29
28	CVC	y	Lesson 30
29	CVC	x	Lesson 31
30	CVC	v	Lesson 33
31	CVC	z	Lesson 34
32	Short a	Short a Words (Review)	Lesson 35a
33	Nasalized a	Nasalized a Words (Review)	Lesson 35b
34	Short i	Short i Words (Review)	Lesson 36a
35	Short o	Short o Words (Review)	Lesson 37a
36	Short A, I, O	Short A, I, O Words (Review)	Lesson 38a
37	Short u	Short u Words (Review)	Lesson 39a
38	Short e	Short e Words (Review)	Lesson 40a
39	Short Vowels Review	Short Vowels (Review)	Lesson 41a