ROLL & READ WORKSHEETS



PRINT AND GO WORKSHEETS



32 PAGES

HOW TO USE:

Students roll a dice, find the row and read a word from that row. Once they have read that word, they color in the tile.

Then, they repeat this until all the tiles have been colored.

Name: **Short a**

Roll and Read



●	sad	lap	bat	rag
● ●	hat	bag	sat	lab
● ● ●	nap	mad	cat	tab
● ● ● ●	cab	tap	nag	had
● ● ● ● ●	map	pad	wag	cap
● ● ● ● ● ●	rat	dad	zap	mat

© My Teaching Pal



FOLLOWS A CLEAR PHONICS SCOPE AND SEQUENCE

Table of Contents - Scope

Page	Focus	New Sounds Your Students Must Know	UFLI Alignment
8	CVC	m, a, s, t, p, f	Lessons 1-7
9	CVC	i	Lesson 8
10	CVC	n	Lesson 9
11	CVC	CVC Practice (Review)	Lesson 10
12	CVC	Nasalized a	Lesson 11
13	CVC	o	Lesson 12
14	CVC	d	Lesson 13
15	CVC	c	Lesson 14
16	CVC	u	Lesson 15
17	CVC	g	Lesson 16
18	CVC	b	Lesson 17
19	CVC	e	Lesson 18
20	CVC	CVC Practice (Review)	Lesson 19
21	CVC	-s /s/	Lesson 20
22	CVC	-s /z/	Lesson 21
23	CVC	k	Lesson 22
24	CVC	h	Lesson 23
25	CVC	r	Lesson 24
26	CVC	l	Lesson 26
27	CVC	w	Lesson 28
28	CVC	j	Lesson 29
29	CVC	y	Lesson 30
30	CVC	x	Lesson 31
31	CVC	v, z	Lesson 33-34
32	Short a	Short a Words (Review)	Lesson 35a
33	Nasalized a	Nasalized a Words (Review)	Lesson 35b
34	Short i	Short i Words (Review)	Lesson 36a
35	Short o	Short o Words (Review)	Lesson 37a
36	Short A, I, O	Short A, I, O Words (Review)	Lesson 38a
37	Short u	Short u Words (Review)	Lesson 39a
38	Short e	Short e Words (Review)	Lesson 40a
39	Short Vowels Review	Short Vowels (Review)	Lesson 41a